

PROSPECTUS

AUGUST 1, 2020



Sit U.S. Government Securities Fund, Class S - SNGVX; Class Y - SNGYX
Sit Quality Income Fund - SQIFX
Sit Tax-Free Income Fund - SNTIX
Sit Minnesota Tax-Free Income Fund - SMTFX

This Prospectus describes four bond funds that are a part of the Sit Mutual Fund family of no-load mutual funds offering a selection of Funds, each with a distinctive investment objective and risk/reward profile.

The Securities and Exchange Commission has not approved or disapproved these securities or passed upon the adequacy of this prospectus. Any representation to the contrary is a criminal offense.

Notice regarding paper delivery of shareholder reports:

Beginning on January 1, 2021, as permitted by regulations adopted by the Securities and Exchange Commission, paper copies of the Funds' shareholder reports will no longer be sent by mail, unless you specifically request paper copies from Sit Mutual Funds or from your financial intermediary (such as a broker-dealer or bank). Instead, you will be notified by mail each time a report is posted to the Sit Mutual Funds website and provided with a website link to access the report.

If you have already elected to receive shareholder reports electronically, you will not be affected by this change and you need not take any action. If you have not done so already, you may elect to receive shareholder reports and other communications electronically by calling 1-800-332-5580 or by registering for shareholder account access at sitfunds.com and enrolling in "e-delivery." If you are invested through a financial intermediary, you may update your mailing preference by contacting them directly.

You may elect to continue receiving all future shareholder reports in paper free of charge. You can inform Sit Mutual Funds by calling 1-800-332-5580, or, if you are invested through a financial intermediary, you may contact them directly. Your election to receive reports in paper form will apply to all funds held with Sit Mutual Funds or through your financial intermediary, as applicable.

Table of Contents

SUMMARY INFORMATION ABOUT THE FUNDS

Sit U.S. Government Securities Fund	1
Sit Quality Income Fund	6
Sit Tax-Free Income Fund	11
Sit Minnesota Tax-Free Income Fund	16

ADDITIONAL INFORMATION ABOUT THE FUNDS

How the Funds Invest	21
More on the Funds' Risks	24
Temporary Defensive Investing	27
Methods to Fund Redemptions Requests	28
Portfolio Turnover	28
Portfolio Holdings Disclosure	28
Duration	28
Securities Ratings	28

MANAGEMENT OF THE FUNDS

Investment Adviser and Administrator	29
Portfolio Management	30

BUYING AND SELLING SHARES

Buying Shares	32
Selling Shares	33
Exchanging Shares	33

ACCOUNT INFORMATION

Pricing of Fund Shares	34
When Orders are Effective	34
Investing Through Financial Intermediaries	35
Check Writing	35
Purchase Restrictions	35
Excessive Trading in Fund Shares	35
Small Account Balances / Mandatory Redemptions	36
Investor Service Fees	36
Customer Identification Program	36
Delivery of Regulatory Documents	36
Privacy Policy	37

<u>DIVIDENDS AND DISTRIBUTIONS</u>	38
<u>TAXES</u>	
Taxes on Distributions	39
Taxes on Transactions	39
Tax-Deferred Accounts	40
<u>FINANCIAL HIGHLIGHTS</u>	
U.S. Government Securities Fund - S Class	41
U.S. Government Securities Fund - Y Class	42
Quality Income Fund	43
Tax-Free Income Fund	44
Minnesota Tax-Free Income Fund	45
<u>FOR MORE INFORMATION</u>	46

SUMMARY INFORMATION

SIT U.S. GOVERNMENT SECURITIES FUND

INVESTMENT OBJECTIVE

The Fund seeks high current income and safety of principal.

FEES AND EXPENSES OF THE FUND

This table describes the fees and expenses that you may pay if you buy and hold shares of the Fund.

	Class S	Class Y
Shareholder Fees (<i>fees paid directly from your investment</i>)	None	None
Annual Fund Operating Expenses (<i>expenses that you pay each year as a percentage of the value of your investment</i>)		
Management Fees	0.80%	0.55%
Total Annual Fund Operating Expenses	0.80%	0.55%

Example

This Example is intended to help you compare the cost of investing in the Fund with the cost of investing in other mutual funds. It assumes that you invest \$10,000 in the Fund for the time periods indicated, that your investment has a 5% return each year, that the Fund's operating expenses remain the same, and that you redeem all of your shares at the end of those periods. Although your actual costs and returns may be higher or lower, based on these assumptions your costs would be:

	<u>1 Year</u>	<u>3 Years</u>	<u>5 Years</u>	<u>10 Years</u>
Class S	\$82	\$256	\$446	\$993
Class Y	\$56	\$177	\$308	\$691

PORTFOLIO TURNOVER

The Fund pays transactions costs, such as commissions, when it buys and sells securities (or "turns over" its portfolio). A higher portfolio turnover rate may indicate higher transaction costs and may result in higher taxes when Fund shares are held in a taxable account. These costs, which are not reflected in annual fund operating expenses in the example, affect the Fund's performance. During the most recent fiscal year, the Fund's portfolio turnover rate was 29.91% of the average value of the portfolio.

PRINCIPAL INVESTMENT STRATEGIES

The Fund seeks to achieve its objective by investing exclusively in U.S. government securities, which are securities issued, guaranteed or insured by the U.S. government, its agencies or instrumentalities.

The Fund invests a substantial portion of its assets in pass-through securities. Pass-through securities are formed when mortgages or other debt instruments are pooled together and undivided interests in the pool are sold to investors, such as the Fund. Pass-through securities in which the Fund invests include mortgage-backed securities such as those issued by Government National Mortgage Association (GNMA), Federal National Mortgage Association (FNMA) and Federal Home Loan Mortgage Corporation (FHLMC). GNMA is an agency of the U.S. government and its securities are backed by the full faith and credit of the U.S. government. FNMA and FHLMC are U.S. government sponsored enterprises and their securities are backed by their credit. Other types of U.S. government securities in which the Fund may invest include U.S. Treasury securities, U.S. government agency collateralized mortgage obligations and other U.S. government agency securities.

In selecting securities for the Fund, the Adviser seeks securities providing high current income relative to yields currently available in the market. In making purchase and sales decisions for the Fund, the Adviser considers its economic outlook and interest rate forecast, as well as its evaluation of a security's prepayment risk, yield, maturity, and liquidity.

The Adviser attempts to maintain an average effective duration for the portfolio of approximately 0 to 5 years. Duration is a measure of total price sensitivity relative to changes in interest rates. Portfolios with longer durations are typically more sensitive to changes in interest rates. The Adviser may hedge the Fund's duration by investing in interest rate futures and options, but not in excess of 5% of the Fund's net assets.

The Fund's dollar-weighted average maturity will, under normal market conditions, range between 15 and 25 years. However, since the Fund's securities are subject to various types of call provisions which make their expected average lives shorter than their stated maturity dates, the Adviser believes that the Fund's average effective duration is a more accurate measure of the Fund's price sensitivity to changes in interest rates than the Fund's dollar-weighted average maturity.

PRINCIPAL INVESTMENT RISKS

As with all mutual funds investing in bonds, the price and yield of the Fund may change daily due to interest rate changes and other factors. You could lose money by investing in the Fund.

The principal risks of investing in the Fund are as follows:

- > **Interest Rate Risk:** An increase in interest rates may lower the Fund's value and the overall return on your investment. The magnitude of this decrease is often greater for longer-term fixed income securities than shorter-term securities. The Fund's exposure to risks associated with rising interest rates may be increased due to the current period of historically low interest rates in the U.S. and the effect of potential fiscal policy initiatives and resulting market reaction to those initiatives.
- > **Income Risk:** The income you earn from the Fund may decline due to declining interest rates.
- > **Prepayment and Extension Risk:** Declining interest rates may compel borrowers to prepay mortgages and debt obligations underlying the mortgage-backed securities owned by the Fund. The proceeds received by the Fund from prepayments will likely be reinvested at interest rates lower than the original investment, thus resulting in a reduction of income to the Fund. Likewise, rising interest rates could reduce prepayments and extend the life of securities with lower interest rates, which may increase the sensitivity of the Fund's value to rising interest rates.
- > **Credit Risk:** The issuers or guarantors of securities (including U.S. government agencies and instrumentalities issuing securities that are not guaranteed by the full faith and credit of the U.S. government) owned by the Fund may default on the payment of principal or interest, or the other party to a contract may default on its obligations to the Fund, causing the value of the Fund to decrease.
- > **Market Risk:** The market value of securities may fall, sometimes rapidly and unpredictably. These declines may be due to factors affecting a particular issuer, or the result of, among other things, political, regulatory, market, economic or social developments affecting the markets(s) generally. Local, regional or global events such as war, acts of terrorism, the spread of infectious illness or other public health issues, recessions, or other events could have a significant impact on the Fund and its investments and potentially increase the risks described herein.

The public health crisis caused by the novel coronavirus disease known as COVID-19 has severely impacted business activity in virtually all economies, markets, and sectors and negatively impacted the value of many financial and other assets. The COVID-19 outbreak has resulted in numerous disruptions, including travel and border restrictions, quarantines, supply chain

disruptions, lower consumer demand and general market uncertainty. These events could have a significant impact on the Fund's performance, as well as the performance and viability of issuers in which it invests. The extent and duration of the COVID-19 outbreak and its effects cannot be determined with certainty. Similar consequences could arise as a result of the spread of other infectious diseases.

- > **Liquidity Risk:** The reduction in market making capacity and other market events has the potential to decrease liquidity and increase price volatility in the fixed income markets in which the Fund invests, particularly during periods of economic or market stress. As a result of this decreased liquidity, the Fund may have to accept a lower price to sell a security, sell other securities to raise cash, or give up an investment opportunity, any of which could have a negative effect on performance. If the Fund needed to sell large blocks of bonds to meet shareholder redemption requests or to raise cash, those sales could further reduce the bonds' prices and hurt performance.
- > **Reinvestment Risk:** Income from the Fund's debt securities portfolio will decline if and when the Fund invests the proceeds from matured, traded or called securities in securities with market interest rates that are below the current earnings rate of the Fund's portfolio.
- > **Valuation Risk:** The Fund may hold securities for which prices from pricing services may be unavailable or are deemed unreliable, in which case the Fund's procedures for valuing investments provide that the Adviser shall use the fair value of such securities for valuing investments. There is a risk that the fair value determined by the Adviser or the price determined by the pricing service may be different than the actual sale prices of such securities.
- > **U.S. Government Securities Risk:** Securities purchased by the Fund issued by Fannie Mae and Freddie Mac are neither issued nor guaranteed by the U.S. Treasury and, therefore, are not backed by the full faith and credit of the United States. There is a risk that the U.S. government will not provide financial support to U.S. government agencies or instrumentalities if it is not obligated to do so by law.
- > **Mortgage-Backed Securities Risk:** The value of the Fund's mortgage-backed securities may be affected by factors including changes in interest rates, the market value of the underlying assets, and the creditworthiness of the issuer or entities that provide credit enhancements. Mortgage-backed securities are subject to prepayment risk, and the impact of prepayments on the value of mortgage-backed securities may be difficult to predict and may result in greater volatility.
- > **Derivatives Risk:** The Fund may incur losses from its investments in options, futures, and options on futures. Investments in such derivative instruments may result in losses exceeding the amounts invested. The Fund may use derivatives for hedging purposes. Compared to conventional securities, derivatives can be more sensitive to changes in interest rates or to sudden fluctuations in market prices and thus the Fund's losses may be greater if it invests in derivatives than if it invests only in conventional securities. Derivatives can be illiquid and difficult to value. A derivative transaction also involves the risk that a loss may be sustained as a result of the failure of the counterparty to the contract to make required payments.
- > **Investment Company Risk:** To the extent that the Fund invests in shares of another investment company, it will indirectly absorb its pro rata share of such investment company's operating expenses, including investment advisory and administrative fees, which will reduce the Fund's return on such investment relative to investment alternatives that do not include such expenses. In addition, the ability of the Fund to achieve its investment objective will partially depend upon the ability of the acquired fund to achieve its investment objective.
- > **Management Risk:** A strategy used by the investment management team may not produce the intended results.
- > **Temporary Investment Risk:** A Fund may hold cash and/or invest all or a portion of its assets in short-term obligations in response to adverse market, economic or other conditions when the investment management team believes that it is in the best interest of the Fund to pursue such a defensive strategy. A Fund may not achieve its investment objective when it holds cash or invests its assets in short-term obligations.
- > **Cybersecurity Risk:** Cybersecurity breaches may allow an unauthorized party to gain access to Fund assets, shareholder data, or proprietary information, or cause the Fund and/or its service providers to suffer data corruption or lose operational functionality.

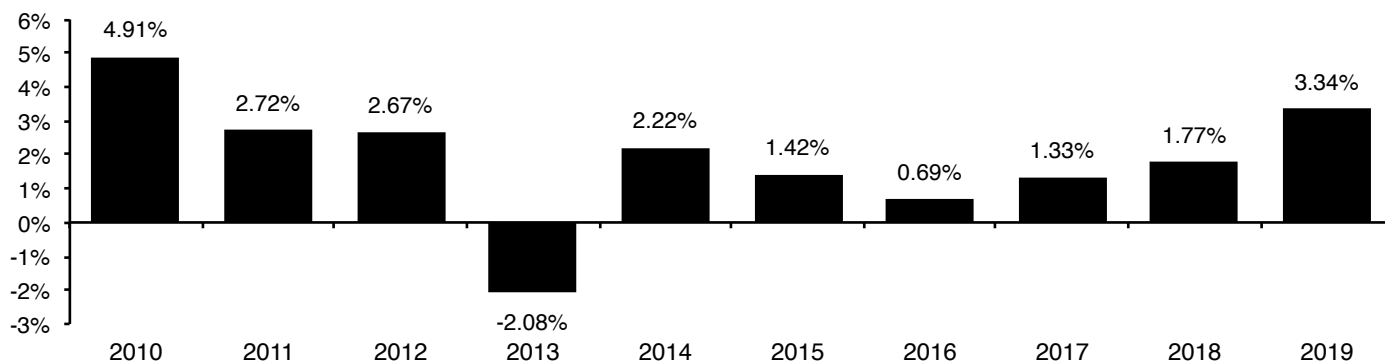
HISTORICAL PERFORMANCE

The following tables provide information on the Fund's volatility and performance. The Fund's past performance before and after taxes is not necessarily an indication of how the Fund will perform in the future. The bar chart below is intended to provide you with an indication of the risks of investing in the Fund by showing changes in the Fund's performance from year to year.

The table below compares the Fund's performance over different time periods to that of the Fund's benchmark index, which is a broad measure of market performance. The table includes returns both before and after taxes. After-tax returns are calculated using historical highest individual federal marginal income tax rates and do not reflect the impact of state and local taxes. Actual after-tax returns depend on an investor's tax situation and may differ from those shown. After-tax returns shown are not relevant to investors who hold their Fund shares through tax-deferred arrangements, such as 401(k) plans or individual retirement accounts.

The performance information reflects Fund expenses, and assumes that all distributions have been reinvested. Performance reflects fee waivers in effect. If these fee waivers were not in place, performance would be reduced. The benchmark is an unmanaged index, has no expenses, and it is not possible to invest directly in an index.

Annual Total Returns for calendar years ended December 31 (Class S)



The Fund's year-to-date return as of 6/30/20 (not annualized) was 3.58%.

Best Quarter: 3.13% (1Q20).

Worst Quarter: -1.48% (2Q13).

Average Annual Total Returns for periods ended December 31, 2019 (Class S)

Sit U.S. Government Securities Fund	1 Year	5 Years	10 Years
Class S Return before taxes	3.34%	1.71%	1.89%
Class S Return after taxes on distributions	2.42%	0.91%	1.10%
Class S Return after taxes on distributions and sale of Fund shares	1.97%	0.95%	1.12%
Bloomberg Barclays Intermediate Government Bond Index (reflects no deduction for fees, expenses or taxes)	5.20%	1.99%	2.38%

The inception date of Class Y Shares was January 1, 2020, therefore there is no performance to report.

INVESTMENT ADVISER AND PORTFOLIO MANAGERS

Sit Investment Associates, Inc. serves as the Fund's investment adviser (the "Adviser"). The Fund's investment decisions are made by a team of portfolio managers and analysts who are jointly responsible for the day-to-day management of the Fund.

The primary portfolio managers of the Fund are:

Bryce A. Doty, Senior Vice President and Senior Portfolio Manager, has served as a portfolio manager of the Fund since 1995.

Mark H. Book, Vice President and Portfolio Manager, has served as a portfolio manager of the Fund since 2002.

PURCHASE AND SALE OF FUND SHARES

The minimum initial investment for Class S shares of the Fund is \$5,000, and the minimum initial investment for Class Y shares of the Fund is \$1,000,000. The minimum subsequent investment for either share class is \$100. The Fund's shares are redeemable. In general, you may buy or redeem shares of the Fund on any business day by mail (Sit Mutual Funds, P.O. Box 9763, Providence, RI 02940) or by phone (1-800-332-5580).

For additional information, please see "Buying and Selling Shares" in the Prospectus.

TAX INFORMATION

The Fund's distributions will be taxed as ordinary income or capital gains, unless you are investing through a tax-deferred arrangement such as a 401(k) plan or an individual retirement account, in which case such distributions may be taxable at a later date.

Distributions paid from any interest income and from any short-term or long-term capital gains will be taxable whether you reinvest those distributions or receive them in cash. Distributions paid from a Fund's net long-term capital gains, if any, are taxable to you as long-term capital gains, regardless of how long you have held your shares.

PAYMENTS TO BROKER-DEALERS AND OTHER FINANCIAL INTERMEDIARIES

If you purchase the Fund through a broker-dealer or other financial intermediary (such as a bank or financial adviser), the financial intermediary may impose account charges. The Fund and its related companies may also pay that intermediary for the sale of Fund shares and related services. These payments may create a conflict of interest by influencing the broker-dealer or other intermediary to recommend the Fund over another investment. Ask your intermediary or visit your intermediary's website for more information.

SUMMARY INFORMATION

SIT QUALITY INCOME FUND

INVESTMENT OBJECTIVE

The Fund seeks high current income and safety of principal.

FEES AND EXPENSES OF THE FUND

This table describes the fees and expenses that you may pay if you buy and hold shares of the Fund.

Shareholder Fees (<i>fees paid directly from your investment</i>)	None
Annual Fund Operating Expenses (<i>expenses that you pay each year as a percentage of the value of your investment</i>)	
Management Fees	0.90%
Total Annual Fund Operating Expenses	0.90%

Example

This Example is intended to help you compare the cost of investing in the Fund with the cost of investing in other mutual funds. It assumes that you invest \$10,000 in the Fund for the time periods indicated, that your investment has a 5% return each year, that the Fund's operating expenses remain the same, and that you redeem all of your shares at the end of those periods. Although your actual costs and returns may be higher or lower, based on these assumptions your costs would be:

<u>1 Year</u>	<u>3 Years</u>	<u>5 Years</u>	<u>10 Years</u>
\$92	\$288	\$500	\$1,112

PORTFOLIO TURNOVER

The Fund pays transactions costs, such as commissions, when it buys and sells securities (or "turns over" its portfolio). A higher portfolio turnover rate may indicate higher transaction costs and may result in higher taxes when Fund shares are held in a taxable account. These costs, which are not reflected in annual fund operating expenses in the example, affect the Fund's performance. The Fund may engage in active and frequent trading of portfolio securities to achieve its principal investment strategies. During the most recent fiscal year, the Fund's portfolio turnover rate was 117.52% of the average value of the portfolio.

PRINCIPAL INVESTMENT STRATEGIES

The Fund seeks to achieve its objective by investing under normal market conditions at least 80% of its assets in debt securities issued by the U.S. Government and its agencies, debt securities issued by corporations, and mortgage and other asset-backed securities.

The Fund invests at least 50% of its assets in U.S. government debt securities, which are securities issued, guaranteed or insured by the U.S. government, its agencies or instrumentalities. The balance of the Fund's assets will be invested in investment grade debt securities issued by corporations and municipalities, and mortgage and other asset-backed securities. Investment grade

debt securities are rated at the time of purchase within the top four rating categories by a Nationally Recognized Statistical Rating Organization or of comparable quality as determined by the Adviser. The Fund's dollar-weighted average portfolio quality is expected to be "A" or better.

The U.S. government securities in which the Fund will invest include direct obligations of the U.S. Treasury and securities issued or guaranteed by federal agencies or authorities and U.S. government-sponsored instrumentalities or enterprises. The Fund will invest in pass-through securities. Pass-through securities include mortgage-backed securities such as those issued by Government National Mortgage Association (GNMA), Federal National Mortgage Association (FNMA) and Federal Home Loan Mortgage Corporation (FHLMC). GNMA is an agency of the U.S. government and its securities are backed by the full faith and credit of the U.S. government. FNMA and FHLMC are U.S. government sponsored enterprises and their securities are backed by their credit.

The Fund may invest in debt securities described herein that have not been registered for sale under the Securities Act of 1933 pursuant to Rule 144A (Rule 144A securities) which are determined to be liquid by the Adviser.

The Fund may invest in open-end investment companies (mutual funds) and closed-end investment companies which invest in the same types of securities in which the Fund may invest directly.

In selecting securities for the Fund, the Adviser seeks securities providing relatively high current income. In making purchase and sales decisions for the Fund, the Adviser considers its economic outlook and interest rate forecast, as well as its evaluation of a security's credit quality, yield, maturity, liquidity and the security's sector.

The Adviser attempts to maintain an average effective duration for the portfolio of approximately 0 to 2 years. The Adviser's duration target within this range is based on its interest rate forecast. Duration is a measure of total price sensitivity relative to changes in interest rates. Portfolios with shorter durations are typically less sensitive to changes in interest rates. The Adviser currently hedges the Fund's duration by investing in interest rate futures and options, but not in excess of 5% of the Fund's net assets.

The Fund's dollar-weighted average maturity will, under normal market conditions, range between 5 and 10 years. However, since the Fund's securities are subject to various types of call provisions which make their expected average lives shorter than their stated maturity dates, the Adviser believes that the Fund's average effective duration is a more accurate measure of the Fund's price sensitivity to changes in interest rates than the Fund's dollar-weighted average maturity.

PRINCIPAL INVESTMENT RISKS

As with all mutual funds investing in bonds, the price and yield of the Fund may change daily due to interest rate changes and other factors. You could lose money by investing in the Fund.

The principal risks of investing in the Fund are as follows:

- > **Interest Rate Risk:** An increase in interest rates may lower the Fund's value and the overall return on your investment. The magnitude of this decrease is often greater for longer-term fixed income securities than shorter-term securities. The Fund's exposure to risks associated with rising interest rates may be increased due to the current period of historically low interest rates in the U.S. and the effect of potential fiscal policy initiatives and resulting market reaction to those initiatives.
- > **Income Risk:** The income you earn from the Fund may decline due to declining interest rates.
- > **Call Risk:** Many bonds may be redeemed ("called") at the option of the issuer before their stated maturity date. In general, an issuer will call its bonds if they can be refinanced by issuing new bonds which bear a lower interest rate. The Fund would then be forced to invest the unanticipated proceeds at lower interest rates, resulting in a decline in the Fund's income.
- > **Credit Risk:** The issuers or guarantors of securities (including U.S. government agencies and instrumentalities issuing securities that are not guaranteed by the full faith and credit of the U.S. government) owned by the Fund may default on the payment of principal or interest, or the other party to a contract may default on its obligations to the Fund, causing the value of the Fund to decrease.
- > **Market Risk:** The market value of securities may fall, sometimes rapidly and unpredictably. These declines may be due to factors affecting a particular issuer, or the result of, among other things, political, regulatory, market, economic or social developments affecting the markets(s) generally. Local, regional or global events such as war, acts of terrorism, the spread of infectious

illness or other public health issues, recessions, or other events could have a significant impact on the Fund and its investments and potentially increase the risks described herein.

The public health crisis caused by the novel coronavirus disease known as COVID-19 has severely impacted business activity in virtually all economies, markets, and sectors and negatively impacted the value of many financial and other assets. The COVID-19 outbreak has resulted in numerous disruptions, including travel and border restrictions, quarantines, supply chain disruptions, lower consumer demand and general market uncertainty. These events could have a significant impact on the Fund's performance, as well as the performance and viability of issuers in which it invests. The extent and duration of the COVID-19 outbreak and its effects cannot be determined with certainty. Similar consequences could arise as a result of the spread of other infectious diseases.

- > **Liquidity Risk:** The reduction in market making capacity and other market events has the potential to decrease liquidity and increase price volatility in the fixed income markets in which the Fund invests, particularly during periods of economic or market stress. As a result of this decreased liquidity, the Fund may have to accept a lower price to sell a security, sell other securities to raise cash, or give up an investment opportunity, any of which could have a negative effect on performance. If the Fund needed to sell large blocks of bonds to meet shareholder redemption requests or to raise cash, those sales could further reduce the bonds' prices and hurt performance.
- > **Political, Economic and Tax Risk:** Because the Fund invests primarily in municipal securities issued by states and their political subdivisions, the Fund may be particularly affected by the political and economic conditions and developments in those states. Since the Fund primarily invests in municipal securities, the value of the Fund may be more adversely affected than other funds by future changes in federal or state income tax laws.
- > **Prepayment and Extension Risk:** Declining interest rates may compel borrowers to prepay mortgages and debt obligations underlying the mortgage-backed securities owned by the Fund. The proceeds received by the Fund from prepayments will likely be reinvested at interest rates lower than the original investment, thus resulting in a reduction of income to the Fund. Likewise, rising interest rates could reduce prepayments and extend the life of securities with lower interest rates, which may increase the sensitivity of the Fund's value to rising interest rates.
- > **Reinvestment Risk:** Income from the Fund's debt securities portfolio will decline if and when the Fund invests the proceeds from matured, traded or called securities in securities with market interest rates that are below the current earnings rate of the Fund's portfolio.
- > **Valuation Risk:** The Fund may hold securities for which prices from pricing services may be unavailable or are deemed unreliable, in which case the Fund's procedures for valuing investments provide that the Adviser shall use the fair value of such securities for valuing investments. There is a risk that the fair value determined by the Adviser or the price determined by the pricing service may be different than the actual sale prices of such securities.
- > **U.S. Government Securities Risk:** Securities purchased by the Fund issued by Fannie Mae and Freddie Mac are neither issued nor guaranteed by the U.S. Treasury and, therefore, are not backed by the full faith and credit of the United States. There is a risk that the U.S. government will not provide financial support to U.S. government agencies or instrumentalities if it is not obligated to do so by law.
- > **Mortgage-Backed Securities Risk:** The value of of the Fund's mortgage-backed securities may be affected by factors including changes in interest rates, the market value of the underlying assets, and the creditworthiness of the issuer or entities that provide credit enhancements. Mortgage-backed securities are subject to prepayment risk, and the impact of prepayments on the value of mortgage-backed securities may be difficult to predict and may result in greater volatility.
- > **Asset-Backed Securities Risk:** The value of the Fund's asset-backed securities may be affected by factors including changes in interest rates, the market value of the underlying assets, and the creditworthiness of the issuer or entities that provide credit enhancements. Most asset-backed securities are subject to prepayment risk and the impact of prepayments on the value of asset-backed securities may be difficult to predict and may result in greater volatility.
- > **Rule 144A Securities Risk:** The value and liquidity of these securities may be adversely affected in the event that the number of qualified institutional buyers interested in purchasing 144A securities is limited, the Fund might be unable to dispose of such securities promptly or at reasonable prices, and they may be subject to greater volatility.
- > **Derivatives Risk:** The Fund may incur losses from its investments in options, futures, and options on futures. Investments in such derivative instruments may result in losses exceeding the amounts invested. The Fund may use derivatives for hedging purposes. Compared to conventional securities, derivatives can be more sensitive to changes in interest rates or to sudden fluctuations in market prices and thus the Fund's losses may be greater if it invests in derivatives than if it invests only in

conventional securities. Derivatives can be illiquid and difficult to value. A derivative transaction also involves the risk that a loss may be sustained as a result of the failure of the counterparty to the contract to make required payments.

- > Investment Company Risk: To the extent that the Fund invests in shares of another investment company, it will indirectly absorb its pro rata share of such investment company's operating expenses, including investment advisory and administrative fees, which will reduce the Fund's return on such investment relative to investment alternatives that do not include such expenses. In addition, the ability of the Fund to achieve its investment objective will partially depend upon the ability of the acquired fund to achieve its investment objective.
- > Management Risk: A strategy used by the investment management team may not produce the intended results.
- > Temporary Investment Risk: A Fund may hold cash and/or invest all or a portion of its assets in short-term obligations in response to adverse market, economic or other conditions when the investment management team believes that it is in the best interest of the Fund to pursue such a defensive strategy. A Fund may not achieve its investment objective when it holds cash or invests its assets in short-term obligations.
- > Cybersecurity Risk: Cybersecurity breaches may allow an unauthorized party to gain access to Fund assets, shareholder data, or proprietary information, or cause the Fund and/or its service providers to suffer data corruption or lose operational functionality.

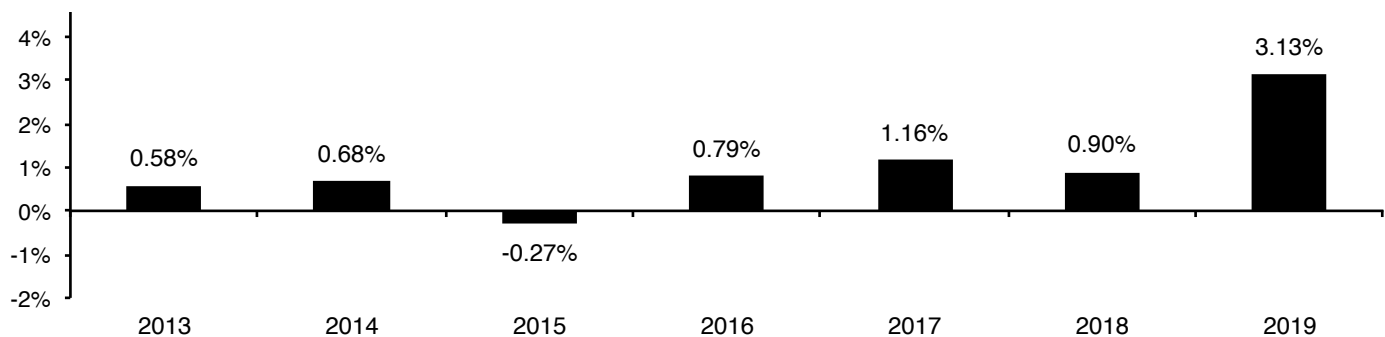
HISTORICAL PERFORMANCE

The following tables provide information on the Fund's volatility and performance. The Fund's past performance before and after taxes is not necessarily an indication of how the Fund will perform in the future. The bar chart below is intended to provide you with an indication of the risks of investing in the Fund by showing changes in the Fund's performance from year to year.

The table below compares the Fund's performance over different time periods to that of the Fund's benchmark index, which is a broad measure of market performance. The table includes returns both before and after taxes. After-tax returns are calculated using historical highest individual federal marginal income tax rates and do not reflect the impact of state and local taxes. Actual after-tax returns depend on an investor's tax situation and may differ from those shown. After-tax returns shown are not relevant to investors who hold their Fund shares through tax-deferred arrangements, such as 401(k) plans or individual retirement accounts.

The performance information reflects Fund expenses, and assumes that all distributions have been reinvested. The benchmark is an unmanaged index, has no expenses, and it is not possible to invest directly in an index.

Annual Total Returns for calendar years ended December 31



The Fund's year-to-date return as of 6/30/20 (not annualized) was 1.58%.

Best Quarter: 0.59% (3Q18).

Worst Quarter: -0.17% (3Q15).

Average Annual Total Returns for periods ended December 31, 2019

Sit Quality Income Fund	1 Year	5 Years	Since Inception⁽¹⁾
Return before taxes	3.13%	1.14%	0.99%
Return after taxes on distributions	2.31%	0.57%	0.48%
Return after taxes on distributions and sale of Fund shares	1.85%	0.62%	0.53%
Bloomberg Barclays 1-3 Year Government/Credit Index (reflects no deduction for fees, expenses or taxes)	4.03%	1.67%	1.40%

⁽¹⁾ 12/31/12**INVESTMENT ADVISER AND PORTFOLIO MANAGERS**

Sit Investment Associates, Inc. serves as the Fund's investment adviser (the "Adviser"). The Fund's investment decisions are made by a team of portfolio managers and analysts who are jointly responsible for the day-to-day management of the Fund.

The primary portfolio managers of the Fund are:

Bryce A. Doty, Senior Vice President and Senior Portfolio Manager, has served as a portfolio manager of the Fund since its inception.

Mark H. Book, Vice President and Portfolio Manager, has served as a portfolio manager of the Fund since its inception.

Christopher M. Rasmussen, Vice President and Portfolio Manager, has served as a portfolio manager of the Fund since its inception.

PURCHASE AND SALE OF FUND SHARES

The minimum initial investment for shares of the Fund is \$5,000. The minimum subsequent investment is \$100. The Fund's shares are redeemable. In general, you may buy or redeem shares of the Fund on any business day by mail (Sit Mutual Funds, P.O. Box 9763, Providence, RI 02940) or by phone (1-800-332-5580).

For additional information, please see "Buying and Selling Shares" in the Prospectus.

TAX INFORMATION

The Fund's distributions will be taxed as ordinary income or capital gains, unless you are investing through a tax-deferred arrangement such as a 401(k) plan or an individual retirement account, in which case such distributions may be taxable at a later date.

Distributions paid from any interest income and from any short-term or long-term capital gains will be taxable whether you reinvest those distributions or receive them in cash. Distributions paid from a Fund's net long-term capital gains, if any, are taxable to you as long-term capital gains, regardless of how long you have held your shares.

PAYMENTS TO BROKER-DEALERS AND OTHER FINANCIAL INTERMEDIARIES

If you purchase the Fund through a broker-dealer or other financial intermediary (such as a bank or financial adviser), the financial intermediary may impose account charges. The Fund and its related companies may also pay that intermediary for the sale of Fund shares and related services. These payments may create a conflict of interest by influencing the broker-dealer or other intermediary to recommend the Fund over another investment. Ask your intermediary or visit your intermediary's website for more information.

SUMMARY INFORMATION

SIT TAX-FREE INCOME FUND

INVESTMENT OBJECTIVE

The Fund seeks high current income that is exempt from federal income tax consistent with preservation of capital.

FEES AND EXPENSES OF THE FUND

This table describes fees and expenses that you may pay if you buy and hold shares of the Fund.

Shareholder Fees (<i>fees paid directly from your investment</i>)	None
Annual Fund Operating Expenses (<i>expenses that you pay each year as a percentage of the value of your investment</i>)	
Management Fees	0.80%
Acquired Fund Fees and Expenses ⁽¹⁾	0.09%
Total Annual Fund Operating Expenses	0.89%

⁽¹⁾ The total annual fund operating expenses do not correlate to the ratio of expenses to average net assets shown in the Fund's Financial Highlights, which does not include Acquired Fund Fees and Expenses.

Example

This Example is intended to help you compare the cost of investing in the Fund with the cost of investing in other mutual funds. It assumes that you invest \$10,000 in the Fund for the time periods indicated, that your investment has a 5% return each year, that the Fund's operating expenses remain the same, and that you redeem all of your shares at the end of those periods. Although your actual costs and returns may be higher or lower, based on these assumptions your costs would be:

<u>1 Year</u>	<u>3 Years</u>	<u>5 Years</u>	<u>10 Years</u>
\$91	\$285	\$495	\$1,100

PORTFOLIO TURNOVER

The Fund pays transactions costs, such as commissions, when it buys and sells securities (or "turns over" its portfolio). A higher portfolio turnover rate may indicate higher transaction costs and may result in higher taxes when Fund shares are held in a taxable account. These costs, which are not reflected in annual fund operating expenses in the example, affect the Fund's performance. During the most recent fiscal year, the Fund's portfolio turnover rate was 14.33% of the average value of the portfolio.

PRINCIPAL INVESTMENT STRATEGIES

The Fund seeks to achieve its objective by investing primarily in municipal securities that generate interest income that is exempt from both regular federal income tax and federal alternative minimum tax. During normal market conditions, the Fund invests 100% (and, as a fundamental policy, no less than 80%) of its net assets in such tax-exempt municipal securities. Municipal securities are debt obligations issued by or for U.S. states, territories, and possessions and the District of Columbia, and their political subdivisions, agencies, and instrumentalities.

The Fund invests both in revenue bonds, which are backed by and payable only from the revenues derived from a specific facility or specific revenue source, and in general obligation bonds, which are secured by the full faith, credit and taxation power of the issuing municipality. The Fund generally invests a significant portion of its assets in obligations of municipal housing authorities, which include single family and multi-family mortgage revenue bonds, revenue bonds of health care-related facilities, and revenue bonds of educational institutions, which include higher education institutions, public, private and charter schools, and student loan-backed bonds.

The Fund primarily invests in securities rated investment-grade at the time of purchase or, if unrated, determined to be of comparable quality by the Adviser. Investment-grade securities are rated within the four highest grades by the major rating agencies. However, the Fund may invest up to 25% of its assets in municipal securities rated below investment grade (commonly referred to as junk bonds) or determined to be of comparable quality by the Adviser, but the Fund may not invest in securities rated lower than B3 by Moody's Investors Service, or B- by Standard and Poor's or Fitch Ratings, or, if unrated, determined by the Adviser to be of comparable quality.

The Fund may invest in open-end investment companies (mutual funds) and closed-end investment companies which invest in the same types of securities in which the Fund may invest directly.

In selecting securities for the Fund, the Adviser seeks securities providing high tax-exempt income. The Adviser's economic outlook and interest rate forecast, as well as its evaluation of a security's structure, credit quality, yield, maturity, and liquidity, are all factors considered when making investment decisions.

The Adviser attempts to maintain an average effective duration for the portfolio of approximately 3 to 8 years. Duration is a measure of total price sensitivity relative to changes in interest rates. Portfolios with longer durations are typically more sensitive to changes in interest rates. The Adviser may hedge the Fund's duration by investing in interest rate futures and options, but not in excess of 5% of the Fund's net assets.

The Fund's dollar-weighted average maturity will, under normal market conditions, range between 10 and 20 years. However, since the Fund's securities are subject to various types of call provisions which make their expected average lives shorter than their stated maturity dates, the Adviser believes that the Fund's average effective duration is a more accurate measure of the Fund's price sensitivity to changes in interest rates than the Fund's dollar-weighted average maturity.

PRINCIPAL INVESTMENT RISKS

As with all mutual funds investing in bonds, the price and yield of the Fund may change daily due to interest rate changes and other factors. You could lose money by investing in the Fund.

The principal risks of investing in the Fund are as follows:

- > **Interest Rate Risk:** An increase in interest rates may lower the Fund's value and the overall return on your investment. The magnitude of this decrease is often greater for longer-term fixed income securities than shorter-term securities. The Fund's exposure to risks associated with rising interest rates may be increased due to the current period of historically low interest rates in the U.S. and the effect of potential fiscal policy initiatives and resulting market reaction to those initiatives.
- > **Income Risk:** The income you earn from the Fund may decline due to declining interest rates.
- > **Call Risk:** Many bonds may be redeemed ("called") at the option of the issuer before their stated maturity date. In general, an issuer will call its bonds if they can be refinanced by issuing new bonds which bear a lower interest rate. The Fund may then be forced to invest the unanticipated proceeds at lower interest rates, resulting in a decline in the Fund's income.
- > **Credit Risk:** The issuers or guarantors of securities owned by the Fund may default on the payment of principal or interest, or experience a decline in credit quality, causing the value of the Fund to decrease.
- > **High-Yield Risk:** The Fund may invest up to 25% of its assets in municipal securities rated below investment-grade or if unrated, determined to be of comparable quality by the Adviser. Debt securities rated below investment-grade are commonly known as junk bonds. Junk bonds are considered predominately speculative and involve greater risk of default or price changes due to changes in the issuer's creditworthiness.

- > **Market Risk:** The market value of securities may fall, sometimes rapidly and unpredictably. These declines may be due to factors affecting a particular issuer, or the result of, among other things, political, regulatory, market, economic or social developments affecting the markets(s) generally. Local, regional or global events such as war, acts of terrorism, the spread of infectious illness or other public health issues, recessions, or other events could have a significant impact on the Fund and its investments and potentially increase the risks described herein.

The public health crisis caused by the novel coronavirus disease known as COVID-19 has severely impacted business activity in virtually all economies, markets, and sectors and negatively impacted the value of many financial and other assets. The COVID-19 outbreak has resulted in numerous disruptions, including travel and border restrictions, quarantines, supply chain disruptions, lower consumer demand and general market uncertainty. These events could have a significant impact on the Fund's performance, as well as the performance and viability of issuers in which it invests. The extent and duration of the COVID-19 outbreak and its effects cannot be determined with certainty. Similar consequences could arise as a result of the spread of other infectious diseases.

- > **Liquidity Risk:** The reduction in market making capacity and other market events has the potential to decrease liquidity and increase price volatility in the fixed income markets in which the Fund invests, particularly during periods of economic or market stress. As a result of this decreased liquidity, the Fund may have to accept a lower price to sell a security, sell other securities to raise cash, or give up an investment opportunity, any of which could have a negative effect on performance. If the Fund needed to sell large blocks of bonds to meet shareholder redemption requests or to raise cash, those sales could further reduce the bonds' prices and hurt performance.
- > **Revenue Bond Risk:** The revenue bonds in which the Fund invests may entail greater credit risk than the Fund's investments in general obligation bonds. In particular, weaknesses in federal housing subsidy programs and their administration may result in a decrease of subsidies available for the payment of principal and interest on certain multi-family housing authority bonds.
- > **Political, Economic and Tax Risk:** Because the Fund invests primarily in municipal securities issued by states and their political subdivisions, the Fund may be particularly affected by the political and economic conditions and developments in those states. Since the Fund primarily invests in municipal securities, the value of the Fund may be more adversely affected than other funds by future changes in federal or state income tax laws.
- > **Sector Concentration Risk:** Because the Fund may invest a significant portion of its assets in health care facility bonds, housing authority bonds, and education bonds, the Fund may be more affected by events influencing these sectors than a fund that is more diversified across numerous sectors.
- > **Valuation Risk:** The Fund may hold securities for which prices from pricing services may be unavailable or are deemed unreliable, in which case the Fund's procedures for valuing investments provide that the Adviser shall use the fair value of such securities for valuing investments. There is a risk that the fair value determined by the Adviser or the price determined by the pricing service may be different than the actual sale prices of such securities.
- > **Derivatives Risk:** The Fund may incur losses from its investments in options, futures, and options on futures. Investments in such derivative instruments may result in losses exceeding the amounts invested. The Fund may use derivatives for hedging purposes. Compared to conventional securities, derivatives can be more sensitive to changes in interest rates or to sudden fluctuations in market prices and thus the Fund's losses may be greater if it invests in derivatives than if it invests only in conventional securities. Derivatives can be illiquid and difficult to value. A derivative transaction also involves the risk that a loss may be sustained as a result of the failure of the counterparty to the contract to make required payments.
- > **Investment Company Risk:** To the extent that the Fund invests in shares of another investment company, it will indirectly absorb its pro rata share of such investment company's operating expenses, including investment advisory and administrative fees, which will reduce the Fund's return on such investment relative to investment alternatives that do not include such expenses. In addition, the ability of the Fund to achieve its investment objective will partially depend upon the ability of the acquired fund to achieve its investment objective.
- > **Management Risk:** A strategy used by the investment management team may not produce the intended results.
- > **Temporary Investment Risk:** A Fund may hold cash and/or invest all or a portion of its assets in short-term obligations in response to adverse market, economic or other conditions when the investment management team believes that it is in the best interest of the Fund to pursue such a defensive strategy. A Fund may not achieve its investment objective when it holds cash or invests its assets in short-term obligations.
- > **Cybersecurity Risk:** Cybersecurity breaches may allow an unauthorized party to gain access to Fund assets, shareholder data,

or proprietary information, or cause the Fund and/or its service providers to suffer data corruption or lose operational functionality.

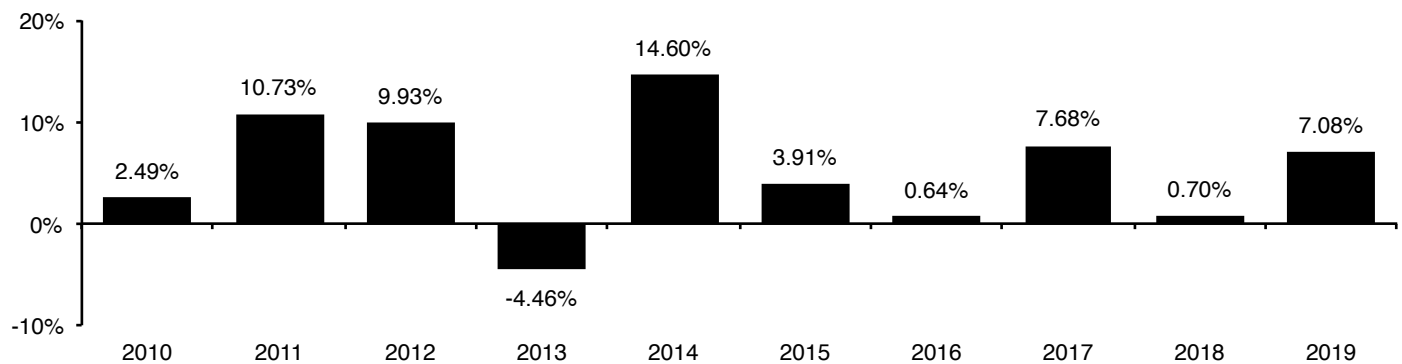
HISTORICAL PERFORMANCE

The following tables provide information on the Fund's volatility and performance. The Fund's past performance before and after taxes is not necessarily an indication of how the Fund will perform in the future. The bar chart below is intended to provide you with an indication of the risks of investing in the Fund by showing changes in the Fund's performance from year to year.

The table below compares the Fund's performance over different time periods to that of the Fund's benchmark index, which is a broad measure of market performance. The table includes returns both before and after taxes. After-tax returns are calculated using historical highest individual federal marginal income tax rates and do not reflect the impact of state and local taxes. Actual after-tax returns depend on an investor's tax situation and may differ from those shown. After-tax returns shown are not relevant to investors who hold their Fund shares through tax-deferred arrangements, such as 401(k) plans or individual retirement accounts.

The performance information reflects Fund expenses, and assumes that all distributions have been reinvested. Performance reflects fee waivers in effect. If these fee waivers were not in place, performance would be reduced. The benchmark is an unmanaged index, has no expenses, and it is not possible to invest directly in an index.

Annual Total Returns for calendar years ended December 31



The Fund's year-to-date return as of 6/30/20 (not annualized) was -0.40%.

Best Quarter: 5.32% (1Q14).

Worst Quarter: -4.90% (4Q10).

Average Annual Total Returns for periods ended December 31, 2019

Sit Tax-Free Income Fund	1 Year	5 Years	10 Years
Return before taxes	7.08%	3.96%	5.19%
Return after taxes on distributions	7.08%	3.96%	5.19%
Return after taxes on distributions and sale of Fund shares	5.52%	3.85%	4.95%
Bloomberg Barclays 5-Year Municipal Bond Index (reflects no deduction for fees, expenses or taxes)	5.45%	2.44%	2.94%

INVESTMENT ADVISER AND PORTFOLIO MANAGERS

Sit Investment Associates, Inc. serves as the Fund's investment adviser (the "Adviser"). The Fund's investment decisions are made by a team of portfolio managers and analysts who are jointly responsible for the day-to-day management of the Fund.

The primary portfolio managers of the Fund are:

Paul J. Jungquist, Senior Vice President and Senior Portfolio Manager, has served as a portfolio manager of the Fund since 2000.

Todd S. Emerson, Vice President and Portfolio Manager, has served as a portfolio manager of the Fund since July 2020 and as a research analyst of the Fund from August 2018 through July 2020.

Kevin P. O'Brien, Vice President and Portfolio Manager, has served as a portfolio manager of the Fund since July 2020 and as a research analyst of the Fund from August 2018 through July 2020.

PURCHASE AND SALE OF FUND SHARES

The minimum initial investment for shares of the Fund is \$5,000. The minimum subsequent investment is \$100. The Fund's shares are redeemable. In general, you may buy or redeem shares of the Fund on any business day by mail (Sit Mutual Funds, P.O. Box 9763, Providence, RI 02940) or by phone (1-800-332-5580). For additional information, please see "Buying and Selling Shares" in the Prospectus.

TAX INFORMATION

The Fund intends to meet certain federal tax requirements so that distributions of tax-exempt interest income may be treated as "exempt-interest dividends." These dividends are not subject to regular federal income tax. The Fund expects that its distributions will consist primarily of exempt-interest dividends. The Fund's exempt-interest dividends may be subject to state or local income taxes.

Tax-exempt interest income is not included in net investment income for purposes of the federal net investment tax.

Distributions paid from any interest income that is not tax-exempt and from any short-term or long-term capital gains will be taxable whether you reinvest those distributions or receive them in cash. Distributions paid from a Fund's net long-term capital gains, if any, are taxable to you as long-term capital gains, regardless of how long you have held your shares.

PAYMENTS TO BROKER-DEALERS AND OTHER FINANCIAL INTERMEDIARIES

If you purchase the Fund through a broker-dealer or other financial intermediary (such as a bank or financial adviser) the financial intermediary may impose account charges. The Fund and its related companies may also pay that intermediary for the sale of Fund shares and related services. These payments may create a conflict of interest by influencing the broker-dealer or other intermediary to recommend the Fund over another investment. Ask your intermediary or visit your intermediary's website for more information.

SUMMARY INFORMATION

SIT MINNESOTA TAX-FREE INCOME FUND

INVESTMENT OBJECTIVE

The Fund seeks high current income that is exempt from federal regular income tax and Minnesota regular personal income tax consistent with preservation of capital.

FEES AND EXPENSES OF THE FUND

This table describes fees and expenses that you may pay if you buy and hold shares of the Fund.

Shareholder Fees (<i>fees paid directly from your investment</i>)	None
Annual Fund Operating Expenses (<i>expenses that you pay each year as a percentage of the value of your investment</i>)	
Management Fees	0.80%
Acquired Fund Fees and Expenses ⁽¹⁾	0.02%
Total Annual Fund Operating Expenses	0.82%

⁽¹⁾ The total annual fund operating expenses do not correlate to the ratio of expenses to average net assets shown in the Fund's Financial Highlights, which does not include Acquired Fund Fees and Expenses

Example

This Example is intended to help you compare the cost of investing in the Fund with the cost of investing in other mutual funds. It assumes that you invest \$10,000 in the Fund for the time periods indicated, that your investment has a 5% return each year, that the Fund's operating expenses remain the same, and that you redeem all of your shares at the end of those periods. Although your actual costs and returns may be higher or lower, based on these assumptions your costs would be:

<u>1 Year</u>	<u>3 Years</u>	<u>5 Years</u>	<u>10 Years</u>
\$84	\$263	\$457	\$1,017

PORTFOLIO TURNOVER

The Fund pays transactions costs, such as commissions, when it buys and sells securities (or "turns over" its portfolio). A higher portfolio turnover rate may indicate higher transaction costs and may result in higher taxes when Fund shares are held in a taxable account. These costs, which are not reflected in annual fund operating expenses in the example, affect the Fund's performance. During the most recent fiscal year, the Fund's portfolio turnover rate was 10.05% of the average value of the portfolio.

PRINCIPAL INVESTMENT STRATEGIES

The Fund seeks to achieve its objective by investing primarily in municipal securities that generate interest income that is exempt from regular federal income tax and Minnesota regular personal income tax. During normal market conditions, the Fund invests

100% (and, as a fundamental policy, no less than 80%) of its net assets in such tax-exempt municipal securities. The Fund may invest up to 20% of its assets in securities that generate interest income subject to both Minnesota and federal alternative minimum tax (“AMT”). Investors subject to AMT treat the Fund’s income subject to AMT as an item of tax preference in computing their alternative minimum taxable income.

The Fund substantially invests in municipal securities issued by the state of Minnesota and its political subdivisions. The Fund invests in both general obligation bonds, which are secured by the full faith, credit and taxation power of the issuing municipality, and in revenue bonds, which are backed by and payable only from the revenues derived from a specific facility or specific revenue source. The Fund generally invests a significant portion of its assets in obligations of municipal housing authorities, which include single family and multi-family mortgage revenue bonds, revenue bonds of health care-related facilities, and revenue bonds of educational institutions, which include higher education institutions, public, private and charter schools, and student loan-backed bonds.

The Fund primarily invests in securities rated investment-grade at the time of purchase or, if unrated, determined to be of comparable quality by the Adviser. Investment-grade securities are rated within the four highest grades by the major rating agencies. However, the Fund may invest up to 30% of its assets in municipal securities rated below investment-grade (commonly referred to as junk bonds) or determined to be of comparable quality by the Adviser, but the Fund may not invest in securities rated lower than B3 by Moody’s Investors Service, or B- by Standard and Poor’s or Fitch Ratings or, if unrated, determined by the Adviser to be of comparable quality.

The Fund may invest in open-end investment companies (mutual funds) and closed-end investment companies which invest in the same types of securities in which the Fund may invest directly.

In selecting securities for the Fund, the Adviser seeks securities providing high current tax-exempt income. In making purchase and sales decisions for the Fund, the Adviser considers its economic outlook and interest rate forecast, as well as its evaluation of a security’s structure, credit quality, yield, maturity, and liquidity.

The Adviser attempts to maintain an average effective duration for the portfolio of approximately 3 to 8 years. Duration is a measure of total price sensitivity relative to changes in interest rates. Portfolios with longer durations are typically more sensitive to changes in interest rates. The Adviser may hedge the Fund’s duration by investing in interest rate futures and options, but not in excess of 5% of the Fund’s net assets.

The Fund’s dollar-weighted average maturity will, under normal market conditions, range between 10 and 20 years. However, since the Fund’s securities are subject to various types of call provisions which make their expected average lives shorter than their stated maturity dates, the Adviser believes that the Fund’s average effective duration is a more accurate measure of the Fund’s price sensitivity to changes in interest rates than the Fund’s dollar-weighted average maturity.

PRINCIPAL INVESTMENT RISKS

As with all mutual funds investing in bonds, the price and yield of the Fund may change daily due to interest rate changes and other factors. You could lose money by investing in the Fund.

The principal risks of investing in the Fund are as follows:

- > **Interest Rate Risk:** An increase in interest rates may lower the Fund’s value and the overall return on your investment. The magnitude of this decrease is often greater for longer-term fixed income securities than shorter-term securities. The Fund’s exposure to risks associated with rising interest rates may be increased due to the current period of historically low interest rates in the U.S. and the effect of potential fiscal policy initiatives and resulting market reaction to those initiatives.
- > **Income Risk:** The income you earn from the Fund may decline due to declining interest rates.
- > **Call Risk:** Many bonds may be redeemed (“called”) at the option of the issuer before their stated maturity date. In general, an issuer will call its bonds if they can be refinanced by issuing new bonds which bear a lower interest rate. The Fund may then be forced to invest the unanticipated proceeds at lower interest rates, resulting in a decline in the Fund’s income.
- > **Credit Risk:** The issuers or guarantors of securities owned by the Fund may default on the payment of principal or interest, or experience a decline in credit quality, causing the value of the Fund to decrease.

- > **High-Yield Risk:** The Fund may invest up to 30% of its assets in municipal securities rated below investment-grade, or if nonrated, determined to be of comparable quality by the Adviser. Debt securities rated below investment-grade are commonly known as junk bonds. Junk bonds are considered predominately speculative and involve greater risk of default or price changes due to changes in the issuer's creditworthiness.
- > **Market Risk:** The market value of securities may fall, sometimes rapidly and unpredictably. These declines may be due to factors affecting a particular issuer, or the result of, among other things, political, regulatory, market, economic or social developments affecting the markets(s) generally. Local, regional or global events such as war, acts of terrorism, the spread of infectious illness or other public health issues, recessions, or other events could have a significant impact on the Fund and its investments and potentially increase the risks described herein.

The public health crisis caused by the novel coronavirus disease known as COVID-19 has severely impacted business activity in virtually all economies, markets, and sectors and negatively impacted the value of many financial and other assets. The COVID-19 outbreak has resulted in numerous disruptions, including travel and border restrictions, quarantines, supply chain disruptions, lower consumer demand and general market uncertainty. These events could have a significant impact on the Fund's performance, as well as the performance and viability of issuers in which it invests. The extent and duration of the COVID-19 outbreak and its effects cannot be determined with certainty. Similar consequences could arise as a result of the spread of other infectious diseases.

- > **Liquidity Risk:** The reduction in market making capacity and other market events has the potential to decrease liquidity and increase price volatility in the fixed income markets in which the Fund invests, particularly during periods of economic or market stress. As a result of this decreased liquidity, the Fund may have to accept a lower price to sell a security, sell other securities to raise cash, or give up an investment opportunity, any of which could have a negative effect on performance. If the Fund needed to sell large blocks of bonds to meet shareholder redemption requests or to raise cash, those sales could further reduce the bonds' prices and hurt performance.
- > **Revenue Bond Risk:** The revenue bonds in which the Fund invests may entail greater credit risk than the Fund's investments in general obligation bonds. In particular, weaknesses in federal housing subsidy programs and their administration may result in a decrease of subsidies available for the payment of principal and interest on certain multi-family housing authority bonds.
- > **Minnesota State Specific Risk:** The Fund substantially invests in municipal securities issued by the state of Minnesota and its political subdivisions. The State relies heavily on a progressive individual income tax and a retail sales tax for revenue, which results in a fiscal system that is sensitive to economic conditions. The State has had substantial budget deficits in prior bienniums, and currently the State has a projected budget deficit.
- > **Political, Economic and Tax Risk:** Because the Fund substantially invests in municipal securities issued by Minnesota and its political subdivisions, the Fund may be particularly affected by the political and economic conditions and developments in Minnesota. Since the Fund primarily invests in municipal securities, the value of the Fund may be more adversely affected than other funds by future changes in federal or state income tax laws.
- > **Sector Concentration Risk:** Because the Fund may invest a significant portion of its assets in health care facility bonds, housing authority bonds, and education bonds, the Fund may be more affected by events influencing these sectors than a fund that is more diversified across numerous sectors.
- > **Nondiversification Risk:** The Fund is nondiversified, as is typical of single-state funds. This means that the Fund may invest a larger portion of its assets in a limited number of issuers than a diversified fund. Because a relatively high percentage of the Fund's assets may be invested in the securities of a limited number of issuers, the Fund may be more susceptible to any single economic, political or regulatory occurrence than a diversified fund.
- > **Valuation Risk:** The Fund may hold securities for which prices from pricing services may be unavailable or are deemed unreliable, in which case the Fund's procedures for valuing investments provide that the Adviser shall use the fair value of such securities for valuing investments. There is a risk that the fair value determined by the Adviser or the price determined by the pricing service may be different than the actual sale prices of such securities.
- > **Derivatives Risk:** The Fund may incur losses from its investments in options, futures, and options on futures. Investments in such derivative instruments may result in losses exceeding the amounts invested. The Fund may use derivatives for hedging purposes. Compared to conventional securities, derivatives can be more sensitive to changes in interest rates or to sudden fluctuations in market prices and thus the Fund's losses may be greater if it invests in derivatives than if it invests only in conventional securities. Derivatives can be illiquid and difficult to value. A derivative transaction also involves the risk that a loss may be sustained as a result of the failure of the counterparty to the contract to make required payments.

- > **Investment Company Risk:** To the extent that the Fund invests in shares of another investment company, it will indirectly absorb its pro rata share of such investment company’s operating expenses, including investment advisory and administrative fees, which will reduce the Fund’s return on such investment relative to investment alternatives that do not include such expenses. In addition, the ability of the Fund to achieve its investment objective will partially depend upon the ability of the acquired fund to achieve its investment objective.
- > **Management Risk:** A strategy used by the investment management team may not produce the intended results.
- > **Temporary Investment Risk:** A Fund may hold cash and/or invest all or a portion of its assets in short-term obligations in response to adverse market, economic or other conditions when the investment management team believes that it is in the best interest of the Fund to pursue such a defensive strategy. A Fund may not achieve its investment objective when it holds cash or invests its assets in short-term obligations.
- > **Cybersecurity Risk:** Cybersecurity breaches may allow an unauthorized party to gain access to Fund assets, shareholder data, or proprietary information, or cause the Fund and/or its service providers to suffer data corruption or lose operational functionality.

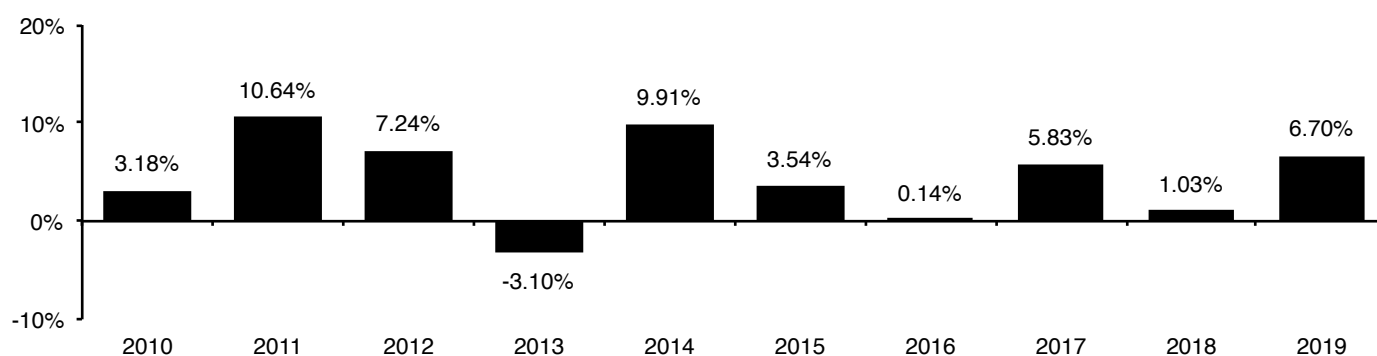
HISTORICAL PERFORMANCE

The following tables provide information on the Fund’s volatility and performance. The Fund’s past performance before and after taxes is not necessarily an indication of how the Fund will perform in the future. The bar chart below is intended to provide you with an indication of the risks of investing in the Fund by showing changes in the Fund’s performance from year to year.

The table below compares the Fund’s performance over different time periods to that of the Fund’s benchmark index, which is a broad measure of market performance. The table includes returns both before and after taxes. After-tax returns are calculated using historical highest individual federal marginal income tax rates and do not reflect the impact of state and local taxes. Actual after-tax returns depend on an investor’s tax situation and may differ from those shown. After-tax returns shown are not relevant to investors who hold their Fund shares through tax-deferred arrangements, such as 401(k) plans or individual retirement accounts.

The performance information reflects Fund expenses, and assumes that all distributions have been reinvested. The benchmark is an unmanaged index, has no expenses, and it is not possible to invest directly in an index.

Annual Total Returns for calendar years ended December 31



The Fund’s year-to-date return as of 6/30/20 (not annualized) was -0.13%.
 Best Quarter: 4.33% (1Q14); Worst Quarter: -3.72% (4Q16).

Average Annual Total Returns for periods ended December 31, 2019

Sit Minnesota Tax-Free Income Fund	1 Year	5 Years	10 Years
Return before taxes	6.70%	3.42%	4.43%
Return after taxes on distributions	6.70%	3.41%	4.43%
Return after taxes on distributions and sale of Fund shares	5.19%	3.34%	4.27%
Bloomberg Barclays 5-Year Municipal Bond Index (reflects no deduction for fees, expenses or taxes)	5.45%	2.44%	2.94%

INVESTMENT ADVISER AND PORTFOLIO MANAGERS

Sit Investment Associates, Inc. serves as the Fund's investment adviser (the "Adviser"). The Fund's investment decisions are made by a team of portfolio managers and analysts who are jointly responsible for the day-to-day management of the Fund.

The primary portfolio managers of the Fund are:

Paul J. Jungquist, Senior Vice President and Senior Portfolio Manager, has served as a portfolio manager of the Fund since 2000.

Todd S. Emerson, Vice President and Portfolio Manager, has served as a portfolio manager of the Fund since July 2020 and as a research analyst of the Fund from August 2018 through July 2020.

Kevin P. O'Brien, Vice President and Portfolio Manager, has served as a portfolio manager of the Fund since July 2020 and as a research analyst of the Fund from August 2018 through July 2020.

PURCHASE AND SALE OF FUND SHARES

The minimum initial investment for shares of the Fund is \$5,000. The minimum subsequent investment is \$100. The Fund's shares are redeemable. In general, you may buy or redeem shares of the Fund on any business day by mail (Sit Mutual Funds, P.O. Box 9763, Providence, RI 02940) or by phone (1-800-332-5580).

For additional information, please see "Buying and Selling Shares" in the Prospectus.

TAX INFORMATION

The Fund intends to meet certain federal tax requirements so that distributions of tax-exempt interest income may be treated as "exempt-interest dividends." These dividends generally are not included in gross income for federal income tax purposes. However, the Fund may invest up to 20% of its net assets in municipal securities subject to the federal alternative minimum tax. Any portion of exempt-interest dividends attributable to interest on these securities may increase some shareholders' federal alternative minimum tax. The Fund expects that its distributions will consist primarily of exempt-interest dividends.

Tax-exempt interest income is not included in net investment income for purposes of the federal net investment tax.

Distributions paid from any interest income that is not tax-exempt and from any short-term or long-term capital gains will be taxable whether you reinvest those distributions or receive them in cash. Distributions paid from a Fund's net long-term capital gains, if any, are taxable to you as long-term capital gains, regardless of how long you have held your shares.

The Fund intends to comply with certain state tax requirements so that dividends it pays that are attributable to interest on Minnesota municipal securities will be excluded from the Minnesota taxable net income of individuals, estates and trusts. To meet these requirements, at least 95% of the exempt-interest dividends paid by the Fund must be derived from interest income on Minnesota municipal securities. A portion of the Fund's dividends may be subject to the Minnesota alternative minimum tax. Exempt-interest dividends are not excluded from taxable income for purposes of the Minnesota franchise tax imposed on corporations and financial institutions.

PAYMENTS TO BROKER-DEALERS AND OTHER FINANCIAL INTERMEDIARIES

If you purchase the Fund through a broker-dealer or other financial intermediary (such as a bank or financial adviser) the financial intermediary may impose account charges. The Fund and its related companies may also pay that intermediary for the sale of Fund shares and related services. These payments may create a conflict of interest by influencing the broker-dealer or other intermediary to recommend the Fund over another investment. Ask your intermediary or visit your intermediary's website for more information.

ADDITIONAL INFORMATION ABOUT THE FUNDS

Each Fund's investment objective and its principal investment strategies and risks are described under "Summary Information About The Funds." This section provides additional information about the Funds' investments and certain portfolio management techniques the Funds may use, as well as the principal risks that may affect a Fund's portfolio. The Funds' investment objectives and certain other investment restrictions designated as fundamental may not be changed without shareholder approval. These policies are described in the Statement of Additional Information. In seeking to achieve their investment objectives, the Funds may also invest in various types of securities and engage in various investment practices which are not the principal focus of the Funds and therefore are not described in this Prospectus. Additional information about some of these investments and portfolio management techniques and their associated risks is included in the Funds' Statement of Additional Information.

HOW THE FUNDS INVEST

The Funds' experienced management team bases its investment decisions on its economic and interest rate forecasts; its evaluation of a security's attributes such as prepayment risk, yield, maturity, and liquidity; and the Funds' characteristics such as average duration and diversification. Decisions to buy and sell securities are based on the management team's best judgment to achieve the Funds' investment objectives.

Sit U.S. Government Securities Fund

The investment objective of the Fund is to seek high current income and safety of principal. The Fund seeks to achieve its objective by investing exclusively in U.S. government securities, which are securities issued, guaranteed or insured by the U.S. government, its agencies or instrumentalities.

The Fund invests a substantial portion of its assets in pass-through securities. Pass-through securities are formed when mortgages or other debt instruments are pooled together and undivided interests in the pool are sold to investors, such as the Fund. The cash flow from the underlying debt instruments is "passed through" to the holders of the securities in the form of periodic (generally monthly) payments of interest and principal, which may include prepayments.

Pass-through securities in which the Fund invests include mortgage-backed securities such as those issued by Government National Mortgage Association (GNMA), Federal National Mortgage Association (FNMA) and Federal Home Loan Mortgage Corporation (FHLMC). GNMA is an agency of the U.S. government and its securities are backed by the full faith and credit of the U.S. government. FNMA and FHLMC are U.S. government sponsored enterprises and their securities are backed by their credit. In addition, a portion of the Fund's pass-through security investments may be GNMA manufactured home loan pass-through securities. Manufactured home loans are fixed-rate loans secured by a manufactured home unit.

Other types of U.S. government securities in which the Fund may invest include U.S. Treasury securities, U.S. government agency collateralized mortgage obligations and other U.S. government agency securities.

In selecting securities for the Fund, Fund managers seek securities providing high current income relative to yields currently available in the market. In making purchase and sales decisions for the Fund, the Fund managers consider their economic outlook and interest rate forecast, as well as their evaluation of a security's prepayment risk, yield, maturity, and liquidity.

Fund managers attempt to maintain an average effective duration for the portfolio of approximately 0 to 5 years. Duration is a measure of total price sensitivity relative to changes in interest rates. Portfolios with longer durations are typically more sensitive to changes in interest rates. The Adviser currently hedges the Fund's duration by investing in interest rate futures and options, but not in excess of 5% of the Fund's net assets.

The Fund's dollar-weighted average maturity will, under normal market conditions, range between 15 and 25 years. However, since the Fund's securities are subject to various types of call provisions which make their expected average lives shorter than their stated maturity dates, the Fund managers believe that the Fund's average effective duration is a more accurate measure of the Fund's price sensitivity to changes in interest rates than the Fund's dollar-weighted average maturity.

Sit Quality Income Fund

The investment objective of the Fund is to seek high current income and safety of principal. The Fund seeks to achieve its objective by investing under normal market conditions at least 80% of its assets in debt securities issued by the U.S. government and its agencies, debt securities issued by corporations, and mortgage and other asset-backed securities.

The Fund invests at least 50% of its assets in U.S. government debt securities, which are securities issued, guaranteed or insured by the U.S. government, its agencies or instrumentalities. The balance of the Fund's assets will be invested in investment grade debt securities issued by corporations and municipalities, and mortgage and other asset-backed securities. Investment grade debt securities are rated at the time of purchase within the top four rating categories by a Nationally Recognized Statistical Rating Organization or of comparable quality as determined by the Adviser. The Fund's dollar-weighted average portfolio quality is expected to be "A" or better.

The U.S. government securities in which the Fund will invest include direct obligations of the U.S. Treasury and securities issued or guaranteed by federal agencies or authorities and U.S. government-sponsored instrumentalities or enterprises. The Fund will invest in pass-through securities. Pass-through securities include mortgage-backed securities such as those issued by Government National Mortgage Association (GNMA), Federal National Mortgage Association (FNMA) and Federal Home Loan Mortgage Corporation (FHLMC). GNMA is an agency of the U.S. government and its securities are backed by the full faith and credit of the U.S. government. FNMA and FHLMC are U.S. government sponsored enterprises and their securities are backed by their credit.

The Fund may invest in securities that have not been registered for sale under the Securities Act of 1933 pursuant to Rule 144A (Rule 144A securities) which are determined to be liquid by the Adviser.

In selecting securities for the Fund, the Adviser seeks securities providing relatively high current income. In making purchase and sales decisions for the Fund, the Adviser considers its economic outlook and interest rate forecast, as well as its evaluation of a security's credit quality, yield, maturity, liquidity and the security's sector.

The Adviser attempts to maintain an average effective duration for the portfolio of approximately 0 to 2 years. The Adviser's duration target within this range is based on its interest rate forecast. Duration is a measure of total price sensitivity relative to changes in interest rates. Portfolios with shorter durations are typically less sensitive to changes in interest rates. The Adviser currently hedges the Fund's duration by investing in interest rate futures and options, but not in excess of 5% of the Fund's net assets.

The Fund's dollar-weighted average maturity will, under normal market conditions, range between 5 and 10 years. However, since the Fund's securities are subject to various types of call provisions which make their expected average lives shorter than their stated maturity dates, the Adviser believes that the Fund's average effective duration is a more accurate measure of the Fund's price sensitivity to changes in interest rates than the Fund's dollar-weighted average maturity.

Sit Tax-Free Income Fund

The investment objective of the Fund is to seek high current income that is exempt from federal income tax consistent with preservation of capital. The Fund seeks to achieve its objective by investing primarily in municipal securities that generate interest income that is exempt from both regular federal income tax and federal alternative minimum tax. During normal market conditions, the Fund invests 100% (and, as a fundamental policy, no less than 80%) of its net assets in such tax-exempt municipal securities. Municipal securities are debt obligations issued by or for U.S. states, territories, and possessions and the District of Columbia, and their political subdivisions, agencies, and instrumentalities.

The Fund invests both in revenue bonds, which are backed by and payable only from the revenues derived from a specific facility or specific revenue source, and in general obligation bonds, which are secured by the full faith, credit and taxation power of the issuing municipality. The Fund generally invests a significant portion of its assets in obligations of municipal housing authorities, which include single family and multi-family mortgage revenue bonds, revenue bonds of health care-related facilities, and revenue bonds of educational institutions, which include higher education institutions, public, private and charter schools, and student loan-backed bonds.

The Fund primarily invests in securities rated investment-grade at the time of purchase or, if unrated, determined to be of comparable quality by the Adviser. Investment-grade securities are rated within the four highest grades by the major rating agencies. However, the Fund may invest up to 25% of its assets in municipal securities rated below investment grade (commonly referred to as junk bonds) or determined to be of comparable quality by the Adviser, but the Fund may not invest in securities rated lower than B3 by Moody's Investors Service, or B- by Standard and Poor's or Fitch Ratings, or, if unrated, determined by the Adviser to be of comparable quality. The Fund may invest in open-end investment companies (mutual funds) and closed-end investment companies which invest in the same types of securities in which the Fund may invest directly.

In selecting securities for the Fund, the Adviser seeks securities providing high tax-exempt income. The Adviser's economic outlook and interest rate forecast, as well as their evaluation of a security's structure, credit quality, yield, maturity, and liquidity, are all factors considered when making investment decisions.

The Adviser attempts to maintain an average effective duration for the portfolio of approximately 3 to 8 years. Duration is a measure of total price sensitivity relative to changes in interest rates. Portfolios with longer durations are typically more sensitive to changes in interest rates. The Adviser currently hedges the Fund's duration by investing in interest rate futures and options, but not in excess of 5% of the Fund's net assets.

The Fund's dollar-weighted average maturity will, under normal market conditions, range between 10 and 20 years. However, since the Fund's securities are subject to various types of call provisions which make their expected average lives shorter than their stated maturity dates, the Adviser believes that the Fund's average effective duration is a more accurate measure of the Fund's price sensitivity to changes in interest rates than the Fund's dollar-weighted average maturity.

Sit Minnesota Tax-Free Income Fund

The investment objective of the Fund is to seek high current income that is exempt from federal regular income tax and Minnesota regular personal income tax consistent with preservation of capital. The Fund seeks to achieve its objective by investing primarily in municipal securities that generate interest income that is exempt from regular federal income tax and Minnesota regular personal income tax. During normal market conditions, the Fund invests 100% (and, as a fundamental policy, no less than 80%) of its net assets in such tax-exempt municipal securities. The Fund may invest up to 20% of its assets in securities that generate interest income subject to both Minnesota and federal alternative minimum tax ("AMT"). Investors subject to AMT treat the Fund's income subject to AMT as an item of tax preference in computing their alternative minimum taxable income.

The Fund substantially invests in municipal securities issued by the state of Minnesota and its political subdivisions. The Fund invests in both general obligation bonds, which are secured by the full faith, credit and taxation power of the issuing municipality, and in revenue bonds, which are backed by and payable only from the revenues derived from a specific facility or specific revenue source. The Fund generally invests a significant portion of its assets in obligations of municipal housing authorities which include single family and multi-family mortgage revenue bonds, revenue bonds of health care-related facilities, revenue bonds of health care-related facilities, and revenue bonds of educational institutions, which include higher education institutions, public, private and charter schools, and student loan-backed bonds.

The Fund primarily invests in securities rated investment-grade at the time of purchase or, if unrated, determined to be of comparable quality by the Adviser. Investment-grade securities are rated within the four highest grades by the major rating agencies. However, the Fund may invest up to 30% of its assets in municipal securities rated below investment-grade (commonly referred to as junk bonds) or determined to be of comparable quality by the Adviser, but the Fund may not invest in securities rated lower than B3 by Moody's Investors Service, or B- by Standard and Poor's or Fitch Ratings or, if unrated, determined by the Adviser to be of comparable quality. The Fund may invest in open-end investment companies (mutual funds) and closed-end investment companies which invest in the same types of securities in which the Fund may invest directly.

In selecting securities for the Fund, the Adviser seeks securities providing high current tax-exempt income. In making purchase and sales decisions for the Fund, the Adviser considers their economic outlook and interest rate forecast, as well as their evaluation of a security's structure, credit quality, yield, maturity, and liquidity.

The Adviser attempts to maintain an average effective duration for the portfolio of approximately 3 to 8 years. Duration is a measure of total price sensitivity relative to changes in interest rates. Portfolios with longer durations are typically more sensitive to changes in interest rates. The Adviser may hedge the Fund's duration by investing in interest rate futures and options, but not in excess of 5% of the Fund's net assets.

The Fund's dollar-weighted average maturity will, under normal market conditions, range between 10 and 20 years. However, since the Fund's securities are subject to various types of call provisions which make their expected average lives shorter than their stated maturity dates, the Adviser believes that the Fund's average effective duration is a more accurate measure of the Fund's price sensitivity to changes in interest rates than the Fund's dollar-weighted average maturity.

MORE ON THE FUNDS' RISKS

All investments carry some degree of risk which will affect the value of a Fund's investments, investment performance and price of its shares. It is possible to lose money by investing in the Funds. The risks are presented alphabetically, and the order of the risks does not indicate the significance of any particular risk factor.

Risks That Apply To Each Fund:

- > **Credit Risk:** The issuer of a debt security or a guarantor of a security held by a Fund or counterparty to a transaction may default on its payment obligations or experience a decline in credit quality. Generally, the lower the credit rating of a security, issuer, guarantor or counterparty, the higher the degree of risk as to the payment of interest and return of principal. Also, a downgrade in the credit quality of a security or its issuer or guarantor may cause the security to decline in value and could affect the bond's liquidity and make it more difficult for a Fund to sell. When a Fund purchases unrated securities, it will depend on the Adviser's analysis of credit risk without the assessment of an independent rating organization, such as Moody's or Standard & Poor's. There is always the risk that the Adviser's analysis of creditworthiness is incorrect or may change due to market conditions.
- > **Cybersecurity Risk:** A Fund may be subject to operational and informational security risks resulting from breaches in cybersecurity. A cybersecurity breach may include, for example, intentional and unintentional events that cause unauthorized access to systems, networks, or devices and the sensitive information contained therein; suffer data corruption; or lose operational functionality. Cybersecurity breaches by the Funds' affiliates or service providers may cause disruptions and impact the business operations, potentially resulting in financial losses to both a Fund and its shareholders, the inability of Fund shareholders to transact business, inability to calculate a Fund's net asset value, impediments to trading, violations of applicable privacy and other laws (including the release of private shareholder information), regulatory fines, penalties, reimbursement or other compensation costs, and/or additional compliance costs. There are inherent limitations to controls and systems designed to prevent or reduce the impact of such cybersecurity risks, including the possibility that certain risks have not been identified, as well as the development of new threats. Issuers of securities in which a Fund invests are also exposed to such cybersecurity risks which could result in material adverse consequences for such issuers, and may cause a Fund's investment in such securities to lose value and may result in financial loss for the Fund.
- > **Derivatives Risk:** A Fund may incur losses from its investments in options, futures, and other derivative instruments. Investments in derivative instruments may result in losses exceeding the amounts invested. A Fund may use derivatives for hedging purposes. Compared to conventional securities, derivatives can be more sensitive to changes in interest rates or to sudden fluctuations in market prices and thus a Fund's losses may be greater if it invests in derivatives than if it invests only in conventional securities. Derivatives can be illiquid and difficult to value. A derivative transaction also involves the risk that a loss may be sustained as a result of the failure of the counterparty to the contract to make required payments.

The loss that may be incurred in entering into futures contracts may exceed the amount of the premium paid. Futures markets are highly volatile and the use of futures may increase the volatility of a Fund's NAV. A relatively small price movement in a futures contract may result in substantial losses for the Fund. Exchanges may limit fluctuations in futures contract prices during a trading session by imposing a maximum permissible price movement on each futures contract. A Fund may be disadvantaged if it is prohibited from executing a trade outside the daily permissible price movement.
- > **Income Risk:** The income you earn from a Fund may decline due to declining interest rates. This is because, in a falling interest rate environment, a Fund generally will have to invest the proceeds from sales of Fund shares, as well as the proceeds from maturing portfolio securities (or portfolio securities that have been called, see "Call Risk" below), in lower-yielding securities.
- > **Interest Rate Risk:** An increase in interest rates may lower the Fund's value and the overall return on your investment. The magnitude of this decrease is often greater for longer-term fixed income securities than shorter-term securities. The Fund's exposure to risks associated with rising interest rates may be increased due to the current period of historically low interest rates in the U.S. and the effect of potential fiscal policy initiatives and resulting market reaction to those initiatives.

- > **Investment Company Risk:** To the extent that the Funds invest in shares of another investment company, they will indirectly absorb their pro rata share of such investment company's operating expenses, including investment advisory and administrative fees, which will reduce the Funds' return on such investment relative to investment alternatives that do not include such expenses. In addition, the ability of the Funds to achieve their investment objectives will partially depend upon the ability of the acquired fund to achieve its investment objective.
- > **Liquidity Risk:** The reduction in market making capacity and other market events has the potential to decrease liquidity and increase price volatility in the fixed income markets in which the Fund invests, particularly during periods of economic or market stress. As a result of this decreased liquidity, the Fund may have to accept a lower price to sell a security, sell other securities to raise cash, or give up an investment opportunity, any of which could have a negative effect on performance. If the Fund needed to sell large blocks of bonds to meet shareholder redemption requests or to raise cash, those sales could further reduce the bonds' prices and hurt performance.
- > **Management Risk:** A Fund's performance will reflect in part the Adviser's ability to implement its investment strategy and make investment decisions which are suited to achieving a Fund's investment objective. A strategy used by the investment management team may fail to produce the intended results. A Fund could underperform its benchmark or other mutual funds with similar investment objectives.
- > **Market Risk:** The market value of securities may fall, sometimes rapidly and unpredictably. These declines may be due to factors affecting a particular issuer, or the result of, among other things, political, regulatory, market, economic or social developments affecting the markets(s) generally. Local, regional or global events such as war, acts of terrorism, the spread of infectious illness or other public health issues, recessions, or other events could have a significant impact on the Fund and its investments and potentially increase the risks described herein.

The public health crisis caused by the novel coronavirus disease known as COVID-19 has severely impacted business activity in virtually all economies, markets, and sectors and negatively impacted the value of many financial and other assets. The COVID-19 outbreak has resulted in numerous disruptions, including travel and border restrictions, quarantines, supply chain disruptions, lower consumer demand and general market uncertainty. These events could have a significant impact on the Fund's performance, as well as the performance and viability of issuers in which it invests. The extent and duration of the COVID-19 outbreak and its effects cannot be determined with certainty. Similar consequences could arise as a result of the spread of other infectious diseases.

- > **Temporary Investment Risk:** A Fund may hold cash and/or invest all or a portion of its assets in short-term obligations in response to adverse market, economic or other conditions when the investment management team believes that it is in the best interest of the Fund to pursue such a defensive strategy. The investment management team may, however, choose not to make such temporary investments even in very volatile or adverse conditions. A Fund may not achieve its investment objective when it holds cash or invests its assets in short-term obligations. A Fund also may miss investment opportunities and have a lower total return during these periods.

Risks that Apply Primarily to Sit U.S. Government Securities and Sit Quality Income Funds:

- > **Mortgage-Backed Securities Risk:** Mortgage-backed securities represent interests in, or are backed by, pools of mortgages from which payments of interest and principal (net of fees paid to the issuer or guarantor of the securities) are distributed to the holders of the mortgage-backed securities. Mortgage-backed securities can have a fixed or an adjustable rate. Payment of principal and interest on some mortgage-backed securities (but not the market value of the securities themselves) may be guaranteed by the full faith and credit of the U.S. Government (e.g. securities guaranteed by the Government National Mortgage Association (GNMA)) or by its agencies, authorities, enterprises or instrumentalities (e.g. securities guaranteed by the Federal National Mortgage Association (FNMA)) or the Federal Home Loan Mortgage Corporation (FHLMC) which are not insured or guaranteed by the U.S. Government. Mortgage-backed securities issued by non-governmental issuers may be supported by various credit enhancements such as private insurance and may entail greater risk than obligations guaranteed by the U.S. Government. The value of the Fund's mortgage-backed securities may be affected by factors including changes in interest rates, the market value of the underlying assets, and the creditworthiness of the issuer or entities that provide credit enhancements. Mortgage-backed securities are subject to prepayment risk, and the impact of prepayments on the value of mortgage-backed securities may be difficult to predict and may result in greater volatility.
- > **Prepayment and Extension Risk:** Declining interest rates may compel borrowers to prepay mortgages and debt obligations underlying the securities owned by a Fund. The proceeds received by a Fund from prepayments will likely be reinvested at interest rates lower than the original investment, thus resulting in a reduction of income to a Fund. Likewise, rising interest

rates could reduce prepayments and extend the life of securities with lower interest rates, which may increase the sensitivity of a Fund's value to rising interest rates.

- > **Reinvestment Risk:** Income from the Funds' debt securities portfolios will decline if and when the Funds invest the proceeds from matured, traded or called securities in securities with market interest rates that are below the current earnings rate of the Fund's portfolio.
- > **U.S. Government Securities Risk:** U.S. Government agency securities in which a Fund may invest include securities issued by the Government National Mortgage Association (GNMA), the Federal National Mortgage Association (FNMA) and the Federal Home Loan Mortgage Corporation (FHLMC). Securities issued by GNMA are backed by the full faith and credit of the U.S. Government. Securities issued by FNMA and FHLMC are supported by the right to borrow directly from the U.S. Treasury. Other U.S. Government securities are supported only by the credit of the issuer or instrumentality. There is a risk that the U.S. government will not provide financial support to U.S. government agencies or instrumentalities if it is not obligated to do so by law. Securities purchased by a Fund issued by FNMA and FHLMC are neither issued nor guaranteed by the U.S. Treasury and, therefore, are not backed by the full faith and credit of the United States.
- > **Valuation Risk:** The Funds may hold securities for which prices from pricing services may be unavailable or are deemed unreliable, in which case the Funds' procedures for valuing investments provide that the Adviser shall use the fair value of such securities for valuing investments. There is a risk that the fair value determined by the Adviser or the price determined by the pricing service may be different than the actual sale prices of such securities.

Risks That Apply Primarily To Sit Quality Income Fund:

- > **Call Risk:** Many bonds may be redeemed ("called") at the option of the issuer before their stated maturity date. In general, an issuer will call its bonds if they can be refinanced by issuing new bonds which bear a lower interest rate. The Fund would then be forced to invest the unanticipated proceeds at lower interest rates, resulting in a decline in the Fund's income.
- > **Asset-Backed Securities Risk:** Asset-backed securities represent interests in, or are backed by, pools of receivables such as credit card, auto, student and home equity loans. Asset-backed securities can have a fixed or an adjustable rate. The value of the Fund's asset-backed securities may be affected by factors including changes in interest rates, the market value of the underlying assets, and the creditworthiness of the issuer or entities that provide credit enhancements. Most asset-backed securities are subject to prepayment risk and the impact of prepayments on the value of asset-backed securities may be difficult to predict and may result in greater volatility.
- > **Rule 144A Securities Risk:** The Fund may invest in privately placed securities that have not been registered for sale under the Securities Act of 1933 pursuant to Rule 144A (Rule 144A securities) which are determined to be liquid in accordance with procedures adopted by the Fund's Board of Directors. However, an insufficient number of qualified institutional buyers interested in purchasing Rule 144A securities could affect adversely the marketability of such securities and the Fund might be unable to dispose of such securities promptly or at reasonable prices. Accordingly, even if determined to be liquid, the Fund's holdings of Rule 144A securities may increase the level of Fund illiquidity if eligible buyers become uninterested in buying them. The Fund may also have to bear the expense of registering the securities for resale and the risk of substantial delays in effecting the registration. Additionally, the purchase price and subsequent valuation of restricted and illiquid securities normally reflect a discount, which may be significant, from the market price of comparable securities for which a liquid market exists.

Risks That Apply Primarily To Sit Tax-Free Income and Sit Minnesota Tax-Free Income Funds:

- > **Call Risk:** Many bonds may be redeemed ("called") at the option of the issuer before their stated maturity date. In general, an issuer will call its bonds if they can be refinanced by issuing new bonds which bear a lower interest rate. The Fund would then be forced to invest the unanticipated proceeds at lower interest rates, resulting in a decline in the Fund's income.
- > **High-Yield Risk:** The Tax-Free Income Fund and the Minnesota Tax-Free Income Fund may invest up to 25% and 30% respectively of their assets in municipal securities rated below investment-grade, or if nonrated, determined to be of comparable quality by the Adviser. Debt securities rated below investment-grade are commonly known as junk bonds. Junk bonds are considered predominately speculative and involve greater risk of default or price changes due to changes in the issuer's creditworthiness. In addition, there may be less of a market for these securities, which could make it harder to sell them at an acceptable price. These and related risks mean that a Fund may not achieve the expected return from non-investment grade debt securities and that its share price may be adversely affected by declines in the value of these securities.
- > **Political, Economic and Tax Risk:** The value of, the income generated by, and the ability of the Funds to sell a municipal security may be affected by constitutional amendment, legislative enactments, executive orders, administrative regulations

and voter initiatives as well as the economies of the regions in which the issuers in which the Funds' investments are located. Municipal securities backed by current or anticipated revenues from a specific project or asset, such as revenue bonds, can be negatively affected by the discontinuance of the taxation supporting the project or assets or the inability to collect revenues for the project or from the assets. The value of municipal securities also may be adversely affected by future changes in federal or state income tax laws, including rate reductions, the imposition of a flat tax, or the loss of a current state income tax exemption. If the Internal Revenue Service determines that an issuer of a municipal security has not complied with applicable tax requirements, interest from the security could be treated as taxable, which could result in a decline in the security's value. To the extent that a municipal security in which the Funds invest is not heavily followed by the investment community or such security issue is relatively small, the security may be difficult to value or sell at a fair price.

- > Revenue Bond Risk: The revenue bonds in which the Funds invest may entail greater credit risk than the Funds' investments in general obligation bonds because such bonds are generally not backed by the taxing power of the issuing municipality. In particular, weaknesses in federal housing subsidy programs and their administration may result in a decrease of subsidies available for the payment of principal and interest on certain multi-family housing authority bonds.
- > Sector Concentration - Education Bond Risk: Because the Funds may invest a significant portion of their assets in education bonds, the Funds may be more affected by events influencing the education sector than a fund that is more diversified across numerous sectors. An issuer's gross receipts and net income available for debt service on an education bond may be affected by future events and conditions including, among other things, fluctuations in interest rates, construction costs, operating costs, student enrollment, state and federal government funding programs, and donations.
- > Sector Concentration - Health Care Facility Revenue Obligations Risk: Because the Funds may invest a significant portion of their assets in health care facility bonds, the Funds may be more affected by events influencing the health care sector than a fund that is more diversified across numerous sectors. A health care facility's gross receipts and net income available for debt service may be affected by future events and conditions including, among other things, demand for services, efforts by insurers and governmental agencies to limit rates, legislation and changes in Medicare, Medicaid and other similar third-party payor programs.
- > Sector Concentration - Housing Authority Bonds Risk: Because the Funds may invest a significant portion of their assets in housing authority bonds, the Funds may be more affected by events influencing the housing sector than a fund that is more diversified across numerous sectors. A housing authority's gross receipts and net income available for debt service may be affected by future events and conditions including, among other things, economic developments such as fluctuations in interest rates, construction costs and operating costs; and changes in federal housing subsidy programs. A housing authority's inability to obtain additional financing could also reduce revenues available to pay existing obligations.
- > Valuation Risk: The Funds may hold securities for which prices from pricing services may be unavailable or are deemed unreliable, in which case the Funds' procedures for valuing investments provide that the Adviser shall use the fair value of such securities for valuing investments. There is a risk that the fair value determined by the Adviser or the price determined by the pricing service may be different than the actual sale prices of such securities.

Risk That Applies Primarily to Sit Minnesota Tax-Free Income Fund:

- > Minnesota State Specific Risk: The Fund substantially invests in municipal securities issued by the state of Minnesota and its political subdivisions. The State relies heavily on a progressive individual income tax and a retail sales tax for revenue, which results in a fiscal system that is sensitive to economic conditions. Diversity and a significant natural resource base are two important characteristics of the Minnesota economy. Historically, the structure of the State's economy generally has paralleled the structure of the United States economy as a whole. The ability of Minnesota or its municipalities to meet their obligations depends on the availability of tax and other revenues, the economic, political and demographic conditions within the state, ecological or environmental concerns, and the underlying fiscal condition of the state, its counties and its municipalities. In recent years, the State addressed recurring projected budget deficits by substantially reducing or deferring projected spending, including aid to local government and higher education, transferring funds from other accounts, increasing revenues, eliminating its budget reserve, and substantially reducing its cash flow account. Planning estimates suggest additional deficits in future years.

TEMPORARY DEFENSIVE INVESTING

For temporary defensive purposes in periods of unusual market conditions, each Fund may invest all of its total assets in cash or short-term debt securities including certificates of deposit, bankers' acceptances and other bank obligations, corporate and direct U.S. obligation bonds, notes, bills, commercial paper and repurchase agreements. In addition, Tax-Free Income Fund and Minne-

sota Tax-Free Income Fund may invest all of their assets in taxable obligations under these conditions. Investing in these temporary investments may reduce a Fund's yield and prevent it from achieving its investment objective.

METHODS TO FUND REDEMPTION REQUESTS

The Funds typically expect to meet redemption requests using the Funds' cash reserves and by selling portfolio assets. The Funds regularly use such methods. In the event a Fund sells portfolio securities to meet redemption requests, the securities may be sold at unfavorable prices due to market conditions. The Funds may also meet redemption requests using other methods including redemptions in-kind, and during stressed market conditions, the Funds may meet redemption requests using their ability to borrow funds temporarily in emergency or extraordinary situations. In the event that a Fund does redeem shares in-kind, shareholders will likely have to pay brokerage commissions to sell the securities or other assets delivered to them as well as any taxes on any capital gains incurred upon sale, and the securities or other assets distributed to shareholders will continue to be subject to market risk until they are sold. The procedures utilized by a Fund to determine the securities or other assets distributed to redeeming shareholders will generally be based on a rounded pro rata distribution of the Fund's securities. The Funds have never borrowed funds to meet redemption requests nor have they ever redeemed shares in-kind.

PORTFOLIO TURNOVER

The Funds may trade securities frequently, resulting, from time to time, in an annual portfolio turnover rate of over 100%. However, except for the Sit Quality Income Fund, the Funds' turnover rate has historically been less than 100%. The "Financial Highlights" section of this Prospectus shows each Fund's historical portfolio turnover rate. A high portfolio turnover rate generally will result in greater brokerage commission expenses borne by a Fund which may decrease the Fund's yield. A high portfolio turnover rate may result in higher amounts of realized capital gain, including short-term capital gain, subject to the payment of taxes by shareholders.

PORTFOLIO HOLDINGS DISCLOSURE

Each Funds' portfolio holdings are included in that Fund's annual and semi-annual financial reports that are mailed to shareholders of record. Additionally, a complete portfolio holdings report is filed quarterly with the SEC and is available on the SEC website at www.sec.gov or upon request from an Investor Service Representative. A complete description of the Funds' portfolio holdings disclosure policies is available in the Funds' Statement of Additional Information.

DURATION

Duration measures how much the value of a security is expected to change with a given change in interest rates. Effective duration is one means used to measure interest rate risk. The longer a security's effective duration, the more sensitive its price is to changes in interest rates. For example, if interest rates rise by 1%, the market value of a security with an effective duration of 3 years would decrease by 3%, with all other factors being constant. The Adviser uses several methods to compute duration estimates appropriate for particular securities held in the Funds' portfolios. Duration estimates are based on assumptions by the Adviser and subject to a number of limitations. Duration is most useful when interest rate changes are small and occur equally in short-term and long-term securities. In addition, it is difficult to calculate precisely for bonds with prepayment options, such as mortgage-related securities, because the calculation requires assumptions about prepayment rates.

SECURITIES RATINGS

When debt securities are rated by one or more independent rating agencies, the Adviser uses these ratings to determine bond quality. Investment-grade debt securities are those that are rated within the four highest rating categories, which are AAA, AA, A, and BBB by Standard & Poor's and Fitch Ratings, and Aaa, Aa, A and Baa by Moody's Investor Services. In the event that two or more rating agencies rate a debt security in different rating categories, the Adviser uses the lower rating to determine bond quality. If a debt security's credit quality rating is downgraded after a Fund's purchase, the Adviser will consider whether any action, such as selling the security, is warranted.

MANAGEMENT OF THE FUNDS

INVESTMENT ADVISER AND ADMINISTRATOR

Subject to the authority of the board of directors, Sit Investment Associates, Inc. (“Sit Investment”) serves as the Funds’ investment adviser and administrator (the “Adviser”) pursuant to the terms of Investment Management Agreements between the Funds and the Adviser (the “Investment Management Agreements”) and with respect to Sit U.S. Government Securities Fund, an additional separate Supervision and Administration Agreement.

Sit Investment is located at 3300 IDS Center, 80 S. Eighth Street, Minneapolis, Minnesota 55402. Sit Investment was founded in 1981 and provides investment management services for both public and private clients. As of June 30, 2020, Sit Investment had approximately \$13.6 billion in assets under management, including approximately \$2.2 billion for the 14 Sit Mutual Funds.

Each Fund pays Sit Investment a management fee which is essentially an all-in fee that includes both the advisory fee for providing investment advisory services and a supervisory and administrative fee for providing supervisory and administrative services the Funds require. Sit Investment is required to bear all of the Funds’ expenses except interest, brokerage commissions, portfolio transaction charges including acquired fund fees and expenses and certain extraordinary expenses as determined by the board of directors. Sit Investment generally earns a profit on the management fees paid by the Funds, and pursuant to the terms of the Investment Management Agreements or Supervision and Administration Agreement, Sit Investment, and not Fund shareholders, would benefit from any price decreases in third-party services, including decreases resulting from an increase in net assets.

A discussion regarding the basis of the board of directors’ approval of the Investment Management Agreements that were effective November 1, 2019 is available in the Bond Funds Annual Report to shareholders dated March 31, 2020. Each Fund pays the Adviser a monthly fee for its services. During their most recent fiscal year, the Funds paid the following fees to the Adviser at the following annual rates (stated as a percentage of the average daily net assets):

Fund	Advisory Fees	Supervisory and Administrative Fees	Total Management Fees
U.S. Government Securities Fund - Class S ⁽¹⁾	0.20%	0.60%	0.80%
U.S. Government Securities Fund - Class Y ⁽²⁾	0.20%	0.35%	0.55%
Quality Income Fund	0.90%	--	0.90%
Tax-Free Income Fund	0.80%	--	0.80%
Minnesota Tax-Free Income Fund	0.80%	--	0.80%

⁽¹⁾ The supervisory and administrative fee was effective January 1, 2020. Prior to January 1, 2020, the advisory fee was 0.80% and the total management fee was 0.80%.

⁽²⁾ Sit U.S. Government Securities Fund Class Y shares were first issued on January 1, 2020, and therefore the fees presented reflect the fees provided for in the Investment Management Agreement and Supervision and Administration Agreement.

PORTFOLIO MANAGEMENT

The Funds' investment decisions are made by a team of portfolio managers and analysts who are jointly responsible for the day-to-day management of the Funds. The portfolio management team is led by Bryce A. Doty, Senior Vice President and Senior Portfolio Manager, and Paul J. Jungquist, Senior Vice President and Senior Portfolio Manager. Roger J. Sit, Chairman, President, CEO, and Global Chief Investment Officer of the Adviser establishes and oversees Fund policy and investment management strategies.

The following table lists the individual team members that are primarily responsible for managing each Fund's investments.

Portfolio Manager Title	Role on Management Team	Experience with:		Past 5 Years Business Experience
		• Management Team	• Advisor	
U.S. Government Securities Fund				
Bryce A. Doty Senior Vice President, Senior Portfolio Manager	Senior Portfolio Manager	24 yrs	7 m	Senior Vice President and Senior Portfolio Manager of Sit Fixed Income Advisors II, LLC.
		24 yrs	8 m	
		30 yrs	2 m	
Mark H. Book Vice President and Portfolio Manager	Portfolio Manager	17 yrs	9 m	Vice President and Portfolio Manager of Sit Fixed Income Advisors II, LLC.
		19 yrs	11m	
		33 yrs	9 m	
Quality Income Fund				
Bryce A. Doty Senior Vice President, Senior Portfolio Manager	Senior Portfolio Manager	7 yrs	7 m	See above.
		24 yrs	8 m	
		30 yrs	2 m	
Mark H. Book Vice President and Portfolio Manager	Portfolio Manager	7 yrs	7 m	See above.
		19 yrs	11 m	
		33 yrs	9 m	
Christopher M. Rasmussen Vice President and Portfolio Manager	Portfolio Manager	7 yrs	7 m	Vice President and Portfolio Manager of Sit Fixed Income Advisors II, LLC.
		20 yrs	1 m	
		20 yrs	1 m	
Tax-Free Income Fund				
Paul J. Jungquist Senior Vice President, Senior Portfolio Manager	Senior Portfolio Manager	19 yrs	9 m	Senior Vice President and Senior Portfolio Manager of Sit Fixed Income Advisors II, LLC.
		26 yrs	6 m	
		26 yrs	6 m	
Todd S. Emerson Vice President and Portfolio Manager	Portfolio Manager	2 yrs	0 m	Vice President and Portfolio Manager of Sit Fixed Income Advisors II, LLC.
		14 yrs	0 m	
		25 yrs	8 m	
Kevin P. O'Brien Vice President and Portfolio Manager	Portfolio Manager	2 yrs	0 m	Vice President and Portfolio Manager of Sit Fixed Income Advisors II, LLC; Fixed Income Research Analyst 2010 - 8/2018.
		22 yrs	9 m	
		17 yrs	7 m	

Minnesota Tax-Free Income Fund

Paul J. Jungquist Senior Vice President, Senior Portfolio Manager	Senior Portfolio Manager	21 yrs 9 m 26 yrs 6 m 26 yrs 6 m	See above.
Todd S. Emerson Vice President and Portfolio Manager	Portfolio Manager	2 yrs 0 m 14 yrs 0 m 25 yrs 8 m	See above.
Kevin P. O'Brien Vice President and Portfolio Manager	Portfolio Manager	2 yrs 0 m 22 yrs 9 m 17 yrs 7 m	See above.

The Statement of Additional Information provides additional information about the Portfolio Managers' compensation, other accounts managed by the Portfolio Managers, and the Portfolio Managers' ownership of securities in the Fund, if any.

BUYING AND SELLING SHARES

BUYING SHARES

To Open an Account

Minimum Investment	Invest by Check	Invest by Wire	Invest Online		
\$5,000 per Fund, except it is \$1,000,000 for Class Y shares of Sit U.S. Government Securities Fund.	<p>Mail a completed account application with a check via regular mail or overnight delivery:</p> <table border="0"> <tr> <td><u>Regular Mail</u> Sit Mutual Funds P. O. Box 9763 Providence, RI 02940</td> <td><u>Overnight Delivery</u> Sit Mutual Funds 4400 Computer Drive Westborough, MA 01581</td> </tr> </table> <p>Mail your investment check, made payable to Sit Mutual Funds along with your application.</p> <p>Certain checks and other instruments are not accepted without prior approval such as:</p> <ul style="list-style-type: none"> • third party checks • money orders • starter checks • credit card checks <p>Prospectuses and account applications may be viewed and printed from our website, www.sitfunds.com</p>	<u>Regular Mail</u> Sit Mutual Funds P. O. Box 9763 Providence, RI 02940	<u>Overnight Delivery</u> Sit Mutual Funds 4400 Computer Drive Westborough, MA 01581	<p>Mail a completed account application with a request for a new account number to:</p> <p><u>Regular Mail</u> Sit Mutual Funds P. O. Box 2165 Minneapolis, MN 55402</p> <p>A representative will contact you with the new account number, or call us at 1-800-332-5580. Instruct your bank to wire your initial investment to:</p> <p>Bank of New York Mellon ABA#: 011001234 Credit: 0000733571 BNY Mellon Investment Servicing as Agent for Sit Mutual Funds</p> <p>Further Credit: <i>Account Name</i> <i>New Sit Fund / Account Number</i></p> <p><u>Bank Address</u> (required by some financial institutions) Bank of New York Mellon 135 Santilli Highway Everett, MA 02149</p>	<p>You cannot open an account and make an initial purchase online.</p>
<u>Regular Mail</u> Sit Mutual Funds P. O. Box 9763 Providence, RI 02940	<u>Overnight Delivery</u> Sit Mutual Funds 4400 Computer Drive Westborough, MA 01581				
		<p>Sit Mutual Funds does not charge a fee for incoming wires. Your bank may charge a fee for sending a wire.</p>			

- Shares may be purchased on any day the NYSE is open with a minimum initial investment of \$5,000 per Fund except for Class Y shares of Sit U.S. Government Securities Fund which has a minimum initial investment of \$1,000,000.
- IRA accounts (regular, Roth and SEP) require a minimum initial investment of \$2,000 per Fund except for Class Y shares of Sit U.S. Government Securities Fund which has a minimum initial investment of \$1,000,000.

To Add to an Account

Minimum Investment	Invest by Check	Invest by Wire or ACH	Invest Online		
\$100	<p>Mail a completed investment slip for a particular fund (which you received in your account statement) or a letter of instruction with a check:</p> <table border="0"> <tr> <td><u>Regular Mail</u> Sit Mutual Funds P. O. Box 9763 Providence, RI 02940</td> <td><u>Overnight Delivery</u> Sit Mutual Funds 4400 Computer Drive Westborough, MA 01581</td> </tr> </table> <p>A letter of instruction must include your account number, the name(s) of the registered owner(s) and the Fund(s) that you want to purchase.</p> <p>Certain checks and other instruments are not accepted without prior approval such as:</p> <ul style="list-style-type: none"> • third party checks • money orders • starter checks • credit card checks 	<u>Regular Mail</u> Sit Mutual Funds P. O. Box 9763 Providence, RI 02940	<u>Overnight Delivery</u> Sit Mutual Funds 4400 Computer Drive Westborough, MA 01581	<p><u>Invest by Wire.</u> Instruct your bank to wire your additional investment to us using the wire instructions provided above in "Invest by Wire."</p> <p><u>Invest by ACH.</u> Call us at 1-800-332-5580 to request that a purchase be made electronically from your bank account. The shares purchased will be priced on the next business day following your telephone request made prior to the close of the NYSE.</p> <p>Before using the ACH feature, you must set up the ACH option on your initial account application or a Change of Account Options form.</p>	<p>You may purchase additional shares of a Sit Fund or invest in a new Sit Fund online.</p> <p>Visit www.sitfunds.com to access your account. Your account must have a designated bank account to execute transactions.</p>
<u>Regular Mail</u> Sit Mutual Funds P. O. Box 9763 Providence, RI 02940	<u>Overnight Delivery</u> Sit Mutual Funds 4400 Computer Drive Westborough, MA 01581				

- Additional investments in any account must be at least \$100.
- You may set up an Automatic Investment Plan on your initial account application or on a Change of Account Options form. The Plan will invest in the selected Fund electronically from your bank account (via ACH) on any day the Funds are open.

SELLING SHARES

To Sell Shares

Sell by Mail	Sell by Telephone	Sell Online
<p>Mail a written request that includes:</p> <ul style="list-style-type: none"> • account number • names and signatures of all registered owners exactly as they appear on the account • name of Fund and number of shares or dollar amount you want to sell • Medallion signature guarantee(s) if you have requested that the proceeds from the sale be: <ul style="list-style-type: none"> • paid to anyone other than the registered account owners • paid by check and mailed to an address other than the registered address • sent via bank wire (currently an \$8 fee) to a bank different than the bank authorized by you on your account application • supporting legal documents, if required • method of payment (check, wire transfer, or ACH) 	<p>Call us at 1-800-332-5580 and request a sale of shares.</p> <p>Before selling shares by telephone, you must set up the option on your initial account application or a Change of Account Options form. Proceeds from the sale will be sent as directed on your application by check, bank wire or ACH. The Funds' bank charges a wire fee to send the proceeds via bank wire (currently \$8).</p> <p>Note for IRA Accounts: Before selling shares from an IRA account by telephone, you must set up the option on an IRA Redemption Privileges form.</p>	<p>You may sell shares of a Sit Fund online. Visit www.sitfunds.com to access your account. To send proceeds to your bank, you must have set up ACH instructions via your initial account application or via a Change of Account Information form.</p>

Note for IRA Accounts: Mail a signed IRA Distribution form to Sit Mutual Funds

- Your sale proceeds will be paid as soon as possible, generally not later than 7 days after the Funds' receipt of your request to sell. However, if you purchased shares with nonguaranteed funds, such as a personal check, and you sell shares, your sale proceeds payment will be delayed until your check clears, which may take 15 days. You may receive proceeds from the sale of your shares in one of three ways:
 - *By Mail:* Your check will generally be mailed to the address of record within 7 days after receipt of your request.
 - *By Wire:* Your bank account will generally be credited within 1 to 2 business days after receipt of your request. The Funds' bank charges a wire fee (currently \$8) which will be deducted from the balance of your account or from the amount being wired if your account has been completely redeemed. The recipient bank may also charge a wire fee.
 - *By ACH:* Your bank account will generally be credited within 1 to 2 business days after receipt of your request.
- *Other Documents:* Under certain circumstances, sales of shares may require additional legal documentation, such as sales by estates, trusts, guardianships, custodianships, corporations, pension and profit sharing plans and other organizations.
- *Medallion Signature Guarantee:* A medallion signature guarantee assures that a signature is genuine and protects shareholders from unauthorized account transactions. A medallion signature guarantee may be obtained from a bank, brokerage firm, or other financial institution that is participating in a medallion program recognized by the Securities Transfer Association. A notary public stamp cannot be substituted for a medallion signature guarantee.
- You may set up an Automatic Withdrawal Plan (minimum \$100) on your initial account application or on a Change of Account Options form. The Plan will sell shares of the selected Fund and send the proceeds by check or by ACH.

EXCHANGING SHARES

To Exchange Shares

Exchange by Mail	Exchange by Telephone	Exchange Online								
<p>You may sell shares of one Sit Fund and purchase shares of another Sit Fund by mailing a letter of instruction signed by all registered owners of the account:</p> <table border="0"> <tr> <td><u>Regular Mail</u></td> <td><u>Overnight Delivery</u></td> </tr> <tr> <td>Sit Mutual Funds</td> <td>Sit Mutual Funds</td> </tr> <tr> <td>P. O. Box 9763</td> <td>4400 Computer Drive</td> </tr> <tr> <td>Providence, RI 02940</td> <td>Westborough, MA 01581</td> </tr> </table>	<u>Regular Mail</u>	<u>Overnight Delivery</u>	Sit Mutual Funds	Sit Mutual Funds	P. O. Box 9763	4400 Computer Drive	Providence, RI 02940	Westborough, MA 01581	<p>You may sell shares of one Sit Fund and purchase shares of another Sit Fund by calling us at 1-800-332-5580. If you call after business hours, you will need your Personal Identification Number to use the automatic telephone system.</p>	<p>You may sell shares of one Sit Fund and purchase shares of another Sit Fund online. Visit www.sitfunds.com to access your account.</p>
<u>Regular Mail</u>	<u>Overnight Delivery</u>									
Sit Mutual Funds	Sit Mutual Funds									
P. O. Box 9763	4400 Computer Drive									
Providence, RI 02940	Westborough, MA 01581									

A letter of instruction must include your account number, the name(s) and the number of shares or dollar amount of the Fund(s) you want to sell and the name(s) of the Fund(s) you want to purchase.

- There is no transaction fee to sell shares of one or more Sit Funds and use the proceeds to buy shares of another Sit Fund.
- Before making an exchange, please read the Prospectus and consider the investment objective of the Fund you are purchasing.
- An exchange of shares is a sale for federal income tax purposes and you may have a taxable capital gain or loss.
- You may set up an Automatic Exchange Plan on your initial account application or on a Change of Account Options form. The Plan will sell shares of one Sit Fund and invest in another Sit Fund on any day the Funds are open.

ACCOUNT INFORMATION

PRICING OF FUND SHARES

Your price for purchasing, selling, or exchanging shares is based on the Fund's net asset value (NAV) per share, which is calculated as of the close of regular trading on the New York Stock Exchange (generally 3:00 p.m. Central time) every day the exchange is open. The NAV per share of the Funds will fluctuate. A Fund's NAV per share is calculated by adding the total value of the Fund's investments and other assets (including accrued income), subtracting its liabilities, and dividing by the number of outstanding shares of the Fund.

The Boards of Directors have adopted procedures for valuing investments and have delegated to the Adviser the daily valuation of such investments. Pursuant to the procedures, security valuations for a Fund's investments are furnished by one or more independent pricing services that have been approved by the Fund's Board of Directors. In certain situations, the Adviser may use the fair value of a security if prices are unavailable or are deemed unreliable. The Adviser expects to fair value domestic securities in limited circumstances, such as when the securities are subject to restrictions on resale; an event occurs after the close of a securities market (usually a foreign market) and before a Fund values its assets that would materially affect net asset value; and debt securities that have gone into default and for which there is no current market value quotation.

A security that is fair valued may be valued at a price higher or lower than actual market quotations or the value determined by other mutual funds using their own fair valuation procedures. Fair value pricing involves subjective judgments and it is possible that the fair value determined for a security may be different than the value that could be realized upon the sale of that security.

Short-term debt securities of sufficient credit quality maturing in less than 60 days are valued at amortized cost. The amortized cost method of valuation initially values a security at its purchase cost, then consistently adjusts the cost value by amortizing/accreting any discount or premium paid until the security's maturity without regard to fluctuating interest rates.

WHEN ORDERS ARE EFFECTIVE

Purchase, exchange, and sale orders are received and may be accepted only on days the New York Stock Exchange ("NYSE") is open. The customary national business holidays observed by the NYSE are: New Year's Day, Martin Luther King Jr. Day, President's Day, Good Friday, Memorial Day, July Fourth, Labor Day, Thanksgiving Day and Christmas Day. Purchase, exchange, and sale orders received in good order by the Funds' transfer agent at its Westborough office (4400 Computer Drive, Westborough, MA 01581) prior to the close of the NYSE (generally 3:00 p.m. Central time) are processed at the net asset value per share calculated for that business day, except purchases made to an existing account via Automated Clearing House, "ACH," electronic transfer of funds. ACH purchases are invested at the net asset value per share on the next business day (or, if the next business day is a bank holiday, then two business days) after your telephone call to the Funds if you call the Funds prior to the close of the NYSE. Your bank account will be debited within 1 to 2 business days.

If your purchase, exchange, or sale order is received after the close of the NYSE, the purchase, exchange or sale will be made at the net asset value calculated on the next day the NYSE is open.

INVESTING THROUGH FINANCIAL INTERMEDIARIES

There is no charge to invest, exchange, or sell shares when you make transactions directly through Sit Mutual Funds.

The Funds may authorize certain institutions acting as financial intermediaries (including banks, trust companies, brokers and investment advisers), to accept purchase, redemption and exchange orders from their customers on behalf of the Funds. A Fund will be deemed to have received an order when the order is received by the authorized intermediary in good form, and the order will be priced at the Fund's per share NAV next determined, provided that the authorized intermediary forwards the order (and payment for any purchase order) to the Funds (or their transfer agent) within agreed upon time periods. Investors purchasing shares through a financial intermediary should read their account agreements carefully. A financial intermediary's requirements may differ from those listed in this Prospectus. A financial intermediary also may impose account charges, such as asset allocation fees, account maintenance fees and other charges. A financial intermediary may aggregate the amount invested in a Fund by their clients in order to meet the Fund's minimum investment requirement. If you purchase the Fund through a broker-dealer or other financial intermediary, the Fund and its related companies may pay the intermediary for the sale of Fund shares and related services. These payments may create a conflict of interest by influencing the broker-dealer or other intermediary and your salesperson to recommend the Fund over another investment. Ask your salesperson or visit your financial intermediary's web site for more information.

CHECK WRITING

Check writing is available on the Funds at no cost. You may redeem shares by writing checks in amounts of \$250 or more. To use this option, you must complete a checkwriting form. You will be provided with free checks and you may order additional checks as needed. The checkwriting privilege is subject to the Funds' procedures and rules, including the "Conditions of Check Writing" information found on the checkwriting form. The checkwriting privilege may be terminated or suspended, and/or a fee may be imposed for this service at any time without prior notice.

A check that you write will be treated as a sale of shares equal to the amount of the check. You will receive a confirmation of the sale, but your cancelled check will not be returned. You will be entitled to distributions paid on your shares until the check is presented to the Fund for payment.

You cannot liquidate your account using the check writing privilege because your account balance will change each day as a result of dividends and fluctuation of the net asset value per share. If you wish to sell all of your shares, see the "Selling Shares" section.

PURCHASE RESTRICTIONS

The Funds may reject or restrict any purchase or exchange order at any time when, in the judgment of management, it is in the best interests of the Funds. For example, see the discussion regarding "Excessive Trading in Fund Shares" below.

EXCESSIVE TRADING IN FUND SHARES

The Funds discourage excessive short-term trading that could be disruptive to the management of a Fund. When large dollar amounts are involved, a Fund may have difficulty implementing investment strategies, because it cannot predict how much cash it will have to invest. Excessive trading also may force a Fund to sell portfolio securities at disadvantageous times to raise the cash needed to satisfy a redemption request, and may increase brokerage expenses. These factors may hurt a Fund's performance and its shareholders.

The Funds may, in the Funds' discretion, reject any purchase or exchange order from a shareholder if the Funds determine that the shareholder's short-term trading activity is excessive. The Funds' Boards of Directors have approved policies and procedures designed to discourage excessive trading in Fund shares. The Funds monitor purchase orders and investigate orders that exceed certain thresholds and attempt to confirm that the investment is not being made for a short-term, otherwise any such trade will be rejected. The Funds have the right to modify the market timing policy at any time without advance notice. The Funds seek to apply market timing policies and procedures uniformly to all shareholders. The Funds make reasonable efforts to apply these policies and

procedures to shareholders who own shares through omnibus accounts, however, it should be noted that the ability of the Funds to monitor and limit excessive short-term trading of shareholders investing in a Fund through the omnibus account of a financial intermediary may be significantly limited or absent where the intermediary maintains the underlying shareholder accounts. Despite our efforts to discourage market timing, there is no guarantee that the Funds or their agents will be able to identify market timers or curtail their trading practices.

SMALL ACCOUNT BALANCES / MANDATORY REDEMPTIONS

If your account balance in a Fund falls below \$5,000 as a result of selling or exchanging shares, the Fund has the right to redeem your shares and send you the proceeds. Before redeeming your account, the Fund will mail you a notice of its intention to redeem, which will give you an opportunity to make an additional investment. If you do not increase the value of your account to at least \$5,000 within 30 days of the date the notice was mailed, the Fund may redeem your account.

INVESTOR SERVICE FEES

Investor Services Representatives can provide many services to you. You will be charged a fee for some customized services, such as researching historical account statements and mailings via overnight delivery services. A schedule of services with applicable fees, if any, is available upon request.

CUSTOMER IDENTIFICATION PROGRAM

Federal law requires the Funds to obtain, verify and record identifying information, which may include the name, residential or business street address, date of birth (for an individual), social security or taxpayer identification number or other identifying information for each investor who opens an account with the Funds. Applications without this information, or without an indication that a social security or taxpayer identification number has been applied for, may not be accepted. After acceptance, to the extent permitted by applicable law or its customer identification program, the Funds reserve the right to: (a) place limits on account transactions until the investor's identity is verified; (b) refuse an investment in the Funds or (c) involuntarily redeem an investor's shares and close an account in the event that an investor's identity is not verified. The Funds and their agents will not be responsible for any loss in an investor's account resulting from the investor's delay in providing all required identifying information or from closing an account and redeeming an investor's shares when an investor's identity is not verified.

DELIVERY OF REGULATORY DOCUMENTS

Householding. The Funds' practice is to "household," or consolidate shareholder mailings of regulatory documents such as prospectuses, shareholder reports, and proxies to shareholders at a common address. This means that a single copy of these regulatory documents is sent to the address of record. If at any time you wish to receive multiple copies of the regulatory documents at your address, you may contact the Funds and the Funds will mail separate regulatory documents to each of your individual accounts within 30 days of your call.

Electronic Delivery. Regulatory documents are also available to you electronically. If you would like to receive this prospectus or other regulatory document electronically rather than by mail, please visit sitfunds.com, register for shareholder account access and enroll in "e-delivery." You can change your preference for e-delivery at any time and we will mail paper copies of regulatory documents within 30 days of receiving your notice. You may also call 1-800-332-5580 for information about electronic delivery.

PRIVACY POLICY

The Funds take their shareholders' personal privacy seriously. In order to provide financial products and services, the Funds may collect nonpublic personal information about their shareholders from the following sources:

- > Information we receive from account documentation, including applications, contracts, and other forms which may include (but is not limited to) information such as a shareholder's name, address, tax identification number or social security number, assets and income;
- > Information about shareholder transactions and communications with the Funds, their affiliates, agents or others which may include (but is not limited to) account numbers, balances, and transaction requests made through transfer agents, custodians or third party intermediaries.

The Funds do not disclose any nonpublic personal information about their shareholders or former shareholders to anyone outside the Funds' organization except as necessary in order to provide services to their shareholders as permitted by law. For example, we may disclose nonpublic personal information about a shareholder to a non-affiliated company assisting the Funds in servicing accounts such as providing transfer agent services. To safeguard their shareholder's personal information, the Funds insist that their service providers limit access to personal information to authorized employees and agents and maintain appropriate safeguards.

The Funds restrict access to their shareholders' nonpublic personal information to those employees who need to know that information to provide products or services to their shareholders. The Funds maintain physical, electronic and procedural safeguards that comply with federal standards to guard their shareholders' nonpublic personal information.

This privacy policy does not apply to a shareholder's relationship with other financial service providers, such as broker dealers, custodians or other third party intermediaries.

DIVIDENDS AND DISTRIBUTIONS

Dividends from a Fund's net investment income are paid monthly. Net investment income includes dividends on stocks and interest earned on bonds or other debt securities less operating expenses.

Capital gains, if any, are distributed at least once a year by each Fund. A capital gain occurs if a Fund sells portfolio securities for more than its cost.

If you buy Fund shares just before a capital gain distribution, in effect, you "buy the distribution." You will pay the full price for the shares and then receive a portion of that price back as a taxable distribution.

Dividend and capital gain distributions are automatically reinvested in additional shares of the Fund paying the distribution at the net asset value per share on the distribution date. However, you may request that distributions be automatically reinvested in another Sit Mutual Fund, or paid in cash. Such requests may be made on the application, Change of Account Options form, or by written notice to Sit Mutual Funds. You will receive a quarterly statement reflecting the dividend payment and, if applicable, the reinvestment of dividends. If cash payment is requested, an ACH transfer will be initiated, or a check normally will be mailed within five business days after the payable date. No interest will accrue on uncashed distribution, dividend, or sales proceeds checks.

TAXES

Some of the tax consequences of investing in the Funds are discussed below. More information about taxes is in the Statement of Additional Information. However, because everyone's tax situation is unique, always consult your tax professional about federal, state and local tax consequences.

TAXES ON DISTRIBUTIONS

Sit U.S. Government Securities Fund and Sit Quality Income Fund: Each Fund pays its shareholders distributions from its net investment income and any net capital gains that it has realized. For most investors, these distributions will be taxable, whether paid in cash or reinvested.

Distributions paid from a Fund's net investment income and short-term capital gains, if any, are taxable as ordinary income. Distributions paid from a Fund's net long-term capital gains, if any, are taxable as long-term capital gains, regardless of how long you have held your shares.

Each Fund expects that its distributions will consist primarily of ordinary income and will not be treated as "qualifying dividends" that are taxed at the same rates as long-term capital gains.

Sit Tax-Free Income Fund and Sit Minnesota Tax-Free Income Fund: Each Fund intends to meet certain federal tax requirements so that distributions of tax-exempt interest income may be treated as "exempt-interest dividends." These dividends generally are not included in gross income for federal income tax purposes. However, Sit Minnesota Tax-Free Income Fund may invest up to 20% of its net assets in municipal securities subject to the federal alternative minimum tax. Any portion of exempt-interest dividends attributable to interest on these securities may increase some shareholders' federal alternative minimum tax. The Funds expect that their distributions will consist primarily of exempt-interest dividends. Sit Tax-Free Income Fund's exempt-interest dividends may be subject to state or local income taxes. Tax-exempt interest income is not included in net investment income for purposes of the federal net investment tax.

Distributions paid from any interest income that is not tax-exempt and from any short-term or long-term capital gains will be taxable whether you reinvest those distributions or receive them in cash. Distributions paid from a Fund's net long-term capital gains, if any, are taxable to you as long-term capital gains, regardless of how long you have held your shares.

Sit Minnesota Tax-Free Income Fund: The Fund intends to comply with certain state tax requirements so that dividends it pays that are attributable to interest on Minnesota municipal securities will be excluded from the Minnesota taxable net income of individuals, estates and trusts. To meet these requirements, at least 95% of the exempt-interest dividends paid by the Fund must be derived from interest income on Minnesota municipal securities. A portion of the Fund's dividends may be subject to the Minnesota alternative minimum tax. Exempt-interest dividends are not excluded from taxable income for purposes of the Minnesota franchise tax imposed on corporations and financial institutions.

TAXES ON TRANSACTIONS

The sale or exchange of your shares in a Fund is a taxable transaction, and you may incur a capital gain or loss on the transaction. If you held the shares for more than one year, such gain or loss will be a long-term gain or loss. A gain or loss on shares held for one year or less is considered short-term and is taxed at the same rates as ordinary income.

TAX-DEFERRED ACCOUNTS

Taxes on current income can be deferred by investing in Individual Retirement Accounts (IRAs), 401(k), pension, profit sharing, employee benefit, deferred compensation and other qualified retirement plans.

The Funds are available for your tax-deferred retirement plan with a \$2,000 minimum initial investment per Fund and subsequent contributions of at least \$100. Such retirement plans must have a qualified plan sponsor or trustee. Tax-deferred retirement plans include 401(k), profit sharing, and money purchase plans as well as IRA, Roth IRA and SEP-IRAs. You should contact Sit Mutual Funds for specific plan documentation. IRA accounts with balances under \$10,000 will be charged an annual \$15 IRA custodial fee. Account balance minimum and custodial fee amount is subject to change with a 30 day written notice.

The federal tax laws governing these tax-deferred plans must be complied with to avoid adverse tax consequences. You should consult your tax adviser before investing.

Sit Tax-Free Income Fund and Sit Minnesota Tax-Free Income Fund are not suitable investments for tax-deferred accounts.

FINANCIAL HIGHLIGHTS

The tables that follow present performance information about the shares of each Fund. This information is intended to help you understand each Fund's financial performance for the past 5 years. Some of this information reflects financial results for a single Fund share. The total returns in the tables represent the rate that you would have earned or lost on an investment in a Fund, assuming you reinvested all of your dividends and distributions. This information has been derived from the Funds' financial statements, which have been audited by KPMG LLP, an independent registered public accounting firm, whose report, along with the Funds' financial statements, is included in the Funds' annual report, which is available upon request.

Financial Highlights — Sit U. S. Government Securities Fund - Class S

Class S	Year Ended March 31,				
	2020	2019	2018	2017	2016
Net Asset Value:					
Beginning of period	\$10.92	\$10.80	\$10.90	\$11.07	\$11.09
Operations:					
Net investment income ¹	0.22	0.23	0.18	0.17	0.20
Net realized and unrealized gains (losses) on investments, written options and futures	0.34	0.12	(0.10)	(0.17)	(0.02)
Total from operations	0.56	0.35	0.08	—	0.18
Distributions from:					
Net investment income	(0.22)	(0.23)	(0.18)	(0.17)	(0.20)
Net Asset Value:					
End of period	\$11.26	\$10.92	\$10.80	\$10.90	\$11.07
Total investment return ²	5.25%	3.31%	0.76%	0.02%	1.63%
Net assets at end of period (000's omitted)	\$404,985	\$427,314	\$527,748	\$643,304	\$663,676
Ratios: ³					
Expenses	0.80%	0.80%	0.80%	0.80%	0.80%
Net investment income	2.06%	2.13%	1.68%	1.57%	1.81%
Portfolio turnover rate (excluding short-term securities)	29.91%	14.88%	14.68%	29.00%	28.65%

¹ The net investment income per share is based on average shares outstanding for the period.

² Total investment return is based on the change in net asset value of a share during the period (not annualized) and assumes reinvestment of distributions at net asset value.

³ Ratios are annualized for periods less than one year. In addition to fees and expenses which the Fund bears directly, the Fund indirectly bears a pro rata share of the fees and expenses of the acquired funds in which it invests. Such indirect expenses are not included in the above reported expense ratios.

Financial Highlights — Sit U. S. Government Securities Fund - Class Y

Class Y	Period Ended March 31, 2020 ¹
Net Asset Value:	
Beginning of period	\$10.97
Operations:	
Net investment income ²	0.06
Net realized and unrealized gains (losses) on investments, written options and futures	0.29
Total from operations	0.35
Distributions from:	
Net investment income	(0.06)
Net Asset Value:	
End of period	\$11.26
Total investment return ³	3.20%
Net assets at end of period (000's omitted)	\$13,085
Ratios: ⁴	
Expenses	0.55% ⁵
Net investment income	2.19%
Portfolio turnover rate (excluding short-term securities)	29.91%

¹ The inception date of Class Y shares was January 1, 2020.

² The net investment income per share is based on average shares outstanding for the period.

³ Total investment return is based on the change in net asset value of a share during the period (not annualized) and assumes reinvestment of distributions at net asset value.

⁴ Ratios are annualized for periods less than one year. In addition to fees and expenses which the Fund bears directly, the Fund indirectly bears a pro rata share of the fees and expenses of the acquired funds in which it invests. Such indirect expenses are not included in the above reported expense ratios.

⁵ Sit U.S. Government Securities Fund Class Y shares were first issued on January 1, 2020, and therefore the fees presented reflect the fees provided for in the Investment Management Agreement and Supervision and Administration Agreement.

Financial Highlights — Sit Quality Income Fund

	Years Ended March 31,				
	2020	2019	2018	2017	2016
Net Asset Value:					
Beginning of period	\$9.80	\$9.78	\$9.83	\$9.83	\$9.94
Operations:					
Net investment income ¹	0.18	0.19	0.13	0.09	0.10
Net realized and unrealized gains (losses) on investments, written options and futures	0.02	0.02	(0.05)	—	(0.11)
Total from operations	0.20	0.21	0.08	0.09	(0.01)
Distributions from:					
Net investment income	(0.18)	(0.19)	(0.13)	(0.09)	(0.10)
Net Asset Value:					
End of period	\$9.82	\$9.80	\$9.78	\$9.83	\$9.83
Total investment return ²	2.04%	2.17%	0.79%	0.91%	(0.10%)
Net assets at end of period (000's omitted)	\$90,273	\$82,287	\$74,542	\$73,861	\$66,880
Ratios: ³					
Expenses	0.90%	0.90%	0.90%	0.90%	0.90%
Net investment income	1.80%	1.96%	1.31%	0.91%	1.02%
Portfolio turnover rate (excluding short-term securities)	117.52%	68.93%	81.14%	84.03%	90.38%

¹ The net investment income per share is based on average shares outstanding for the period.

² Total investment return is based on the change in net asset value of a share during the period (not annualized) and assumes reinvestment of distributions at net asset value.

³ Ratios are annualized for periods less than one year. In addition to fees and expenses which the Fund bears directly, the Fund indirectly bears a pro rata share of the fees and expenses of the acquired funds in which it invests. Such indirect expenses are not included in the above reported expense ratios.

Financial Highlights — Sit Tax-Free Income Fund

	Years Ended March 31,				
	2020	2019	2018	2017	2016
Net Asset Value:					
Beginning of period	\$9.69	\$9.66	\$9.49	\$9.80	\$9.68
Operations:					
Net investment income ¹	0.29	0.32	0.39	0.35	0.33
Net realized and unrealized gains (losses) on investments and futures	(0.13)	0.03	0.17	(0.31)	0.12
Total from operations	0.16	0.35	0.56	0.04	0.45
Distributions from:					
Net investment income	(0.29)	(0.32)	(0.39)	(0.35)	(0.33)
Net Asset Value:					
End of period	\$9.56	\$9.69	\$9.66	\$9.49	\$9.80
Total investment return ²	1.66%	3.67%	6.00%	0.37%	4.78%
Net assets at end of period (000's omitted)	\$313,296	\$247,351	\$196,018	\$160,445	\$156,890
Ratios: ³					
Expenses	0.80%	0.80%	0.80%	0.80%	0.80%
Net investment income	2.95%	3.37%	4.03%	3.58%	3.45%
Portfolio turnover rate (excluding short-term securities)	14.33%	13.80%	15.72%	25.41%	23.11%

¹ The net investment income per share is based on average shares outstanding for the period.

² Total investment return is based on the change in net asset value of a share during the period (not annualized) and assumes reinvestment of distributions at net asset value.

³ Ratios are annualized for periods less than one year. In addition to fees and expenses which the Fund bears directly, the Fund indirectly bears a pro rata share of the fees and expenses of the acquired funds in which it invests. Such indirect expenses are not included in the above reported expense ratios.

Financial Highlights — Sit Minnesota Tax-Free Income Fund

	Years Ended March 31,				
	2020	2019	2018	2017	2016
Net Asset Value:					
Beginning of period.	\$10.49	\$10.39	\$10.29	\$10.63	\$10.57
Operations:					
Net investment income ¹	0.30	0.32	0.32	0.32	0.34
Net realized and unrealized gains (losses) on investments and futures	(0.12)	0.10	0.10	(0.34)	0.06
Total from operations	0.18	0.42	0.42	(0.02)	0.40
Distributions from:					
Net investment income	(0.30)	(0.32)	(0.32)	(0.32)	(0.34)
Net Asset Value:					
End of period.	\$10.37	\$10.49	\$10.39	\$10.29	\$10.63
Total investment return ²	1.46%	4.15%	4.08%	(0.19%)	3.89%
Net assets at end of period (000's omitted).	\$642,022	\$617,766	\$551,163	\$529,821	\$508,209
Ratios: ³					
Expenses	0.80%	0.80%	0.80%	0.80%	0.80%
Net investment income	2.80%	3.12%	3.05%	3.06%	3.25%
Portfolio turnover rate (excluding short-term securities)	10.05%	9.25%	12.97%	16.18%	10.45%

¹ The net investment income per share is based on average shares outstanding for the period.

² Total investment return is based on the change in net asset value of a share during the period (not annualized) and assumes reinvestment of distributions at net asset value.

³ Ratios are annualized for periods less than one year. In addition to fees and expenses which the Fund bears directly, the Fund indirectly bears a pro rata share of the fees and expenses of the acquired funds in which it invests. Such indirect expenses are not included in the above reported expense ratios.

FOR MORE INFORMATION

If you have any questions about the Funds or would like more information, please contact the Funds as noted below. You may obtain a free copy of the Funds' Statement of Additional Information ("SAI") and annual or semi-annual reports on the Funds' website at www.sitfunds.com or by contacting the Funds as noted below.

The SAI contains more details about the Funds and their investment policies. The SAI is incorporated in this Prospectus by reference.

The annual and semi-annual reports include a discussion of the market conditions and investment strategies that significantly affected the Funds' performance during its most recent six- or 12-month periods, as applicable.

ONLINE

www.sitfunds.com or via email at info@sitinvest.com

TELEPHONE

1-800-332-5580

Investor Services Representatives are available Monday through Friday 7:30 to 5:30 p.m. Central Time.

MAIL

Regular Mail: Sit Mutual Funds, P.O. Box 9763, Providence, RI 02940

Overnight Delivery: Sit Mutual Funds, 4400 Computer Drive, Westborough, MA 01581

TO WIRE MONEY FOR A PURCHASE

Contact the Funds at 1-800-332-5580 for wire instructions.

CONTACT THE SEC

You can go to the EDGAR database on the SEC's web site at www.sec.gov to view these and other documents that Sit Mutual Funds has filed electronically with the SEC.

You can also receive copies of this information for a duplicating fee, by electronic request at the following email address: publicinfo@sec.gov.

1940 Investment Company Act File Nos.:
Sit U.S. Government Securities Fund, Inc. 811-04995
Sit Mutual Funds II, Inc. 811-04033

Bond Stat Pro 8-1-20